



RUNDSTRECKENTROPHY am RED BULL RING

BG Sportpromotion

Zinox F2000 Trophy Result of Qualifying

16 - 19 May 2024
Red Bull Ring - 4326 mtr.


Pos	Nbr	Name / Entrant	Car	Cls	PIC	Fastest	In	Gap	Diff	Laps	Km/h
1	1	BENJAMIN BERTA FRANZ WÖSS RACING	F3 DALLARA F320 MERCEDES	ZIN-SF	1	1:25.424	14	1		14	182.31
2	131	FRANCESCO GALLI GALLI FRANCESCO	F3 DALLARA F320 VOLKSWAGEN	ZIN-SF	2	1:25.743	14	0.319	0.319	15	181.63
3	32	VICTOR SMIALEK FRANZ WÖSS RACING	F3 DALLARA F316 MERCEDES HW	ZIN-P	1	1:26.206	14	0.782	0.463	15	180.66
4	44	SANDRO ZELLER JO ZELLER RACING	F3 DALLARA F312 MERCEDES HW	ZIN-P	2	1:26.376	11	0.952	0.170	12	180.30
5	46	RICCARDO PEREGO PEREGO RICCARDO	F3 DALLARA F317 VOLKSWAGEN	ZIN-P	3	1:27.452	14	2.028	1.076	14	178.08
6	14	ANDREA BENALLI BENALLI ANDREA	F3 DALLARA F317 MERCEDES HW	ZIN-P	4	1:27.575	13	2.151	0.123	14	177.83
7	20	STIG LARSEN FRANZ WÖSS RACING	F3 DALLARA F320 MERCEDES HW	ZIN-SF	3	1:27.600	14	2.176	0.025	14	177.78
8	75	MEI SHIBI SHIBI MEI	F3 DALLARA F308 VOLKSWAGEN	ZIN-P	5	1:29.776	10	4.352	2.176	12	173.47
9	33	AL-MUHANNADI AHMAD-SHAHEEN AHMAD SHAHEENAL-MUHANNADI	F3 DALLARA F309 POWER ENGINE	ZIN-G	1	1:30.669	13	5.245	0.893	14	171.76
10	42	DAVIDE PEDETTI PEDETTIDAVIDE	F3 DALLARA F317 TOYOTA	ZIN-G	2	1:31.429	12	6.005	0.760	14	170.34
11	7	KARIM SARTORI SARTORI KARIM	TATUUS FR 2.0 RENAULT	ZIN-O	1	1:31.603	13	6.179	0.174	13	170.01
12	43	GIANCARLO PEDETTI PEDETTI GIANCARLO	F3 DALLARA F317 TOYOTA	ZIN-G	3	1:31.815	12	6.391	0.212	14	169.62
13	96	OLIVER KRATSCH FACONDINI MAURIZIO	F3 DALLARA F308 TOYOTA	ZIN-S	1	1:32.252	13	6.828	0.437	13	168.82
14	9	GIOVANNI GIORDANO GIORDANO GIOVANNI	DALLARA F308 FIAT FTP	ZIN-S	2	1:32.478	11	7.054	0.226	11	168.40
15	26	EMIR TANJU VIOLA ANDREA	TATUUS FR 2.0 RENAULT	ZIN-O	2	1:32.793	12	7.369	0.315	14	167.83
16	69	ENZO STENTELLA STENTELLA ENZO	F3 DALLARA F302 BMW	ZIN-G	4	1:32.900	12	7.476	0.107	13	167.64
17	12	CHRISTOF LEDERMANN LEDERMANN CHRISTOF	FORMULA REGIONAL ALFA	ZIN-P	6	1:32.955	12	7.531	0.055	14	167.54
18	24	MARCO DE-TOFFOL DE TOFFOL MARCO	F3 DALLARA F308 FIAT FTP	ZIN-S	3	1:33.373	13	7.949	0.418	13	166.79
19	39	EDOARDO BONANOMI BONANOMI EDOARDO	F3 DALLARA F312 MERCEDES HW	ZIN-G	5	1:33.640	5	8.216	0.267	5	166.31
20	25	VALENTIN ANDRIEUX ANDRIEUX VALENTIN	TATUUS FR 2.0 RENAULT	ZIN-O	3	1:33.894	6	8.470	0.254	14	165.86
21	23	TRISTAN MOREL TRISTAN MOREL	TATUUS FR 2.0 RENAULT	ZIN-O	4	1:36.514	11	11.090	2.620	13	161.36
22	10	LUCA IANNACCONE IANNACCONE LUCA	DALLARA F312 Toyota	ZIN-G	6	1:39.317	9	13.893	2.803	10	156.81
23	34	SERGIO CONTI CONTI SERGIO	TATUUS F4 ABARTH	ZIN-EL	1	1:52.747	8	27.323	13.430	10	138.13

Fastest time : 1:25.424 in lap 14 by nbr. 1 : BENJAMIN BERTA (F3 DALLARA F320)

Publication-time

Results:

Timekeeping by :

Race Director	Clerk of the Course	Timekeeping	
Eva Gruber		Bernd Jung	
Page 1 of 2	Results remain provisional pending technical examination and decisions from the stewards of the meeting		



RUNDSTRECKENTROPHY am RED BULL RING

BG Sportpromotion

Zinox F2000 Trophy Result of Qualifying

16 - 19 May 2024
Red Bull Ring - 4326 mtr.


Pos	Nbr	Name / Entrant	Car	Cls	PIC	Fastest	In	Gap	Diff	Laps	Km/h
		Not Qualified in Class ZIN-P Qualification maxima (110% of 1:26.206) 1:34.826									
DNC	83	DANIELE RADRIZZANI RADRIZZANI DANIELE	F3 DALLARA F317 TOYOTA	ZIN-P		1:43.905	4	18.481		5	149.88

Spoko Desicion Car # 20 Race 1 Grid 5 Places back

Fastest time : 1:25.424 in lap 14 by nbr. 1 : BENJAMIN BERTA (F3 DALLARA F320)

Results:

Timekeeping by :

Race Director		Clerk of the Course		Timekeeping		
Eva Gruber				Bernd Jung		
Page 2 of 2	Results remain provisional pending technical examination and decisions from the stewards of the meeting					

Publication-time



RUNDSTRECKENTROPHY am RED BULL RING

BG Sportpromotion

Zinox F2000 Trophy Class-Result of Qualifying

16 - 19 May 2024
Red Bull Ring - 4326 mtr.

ZINOX PLATINUM

Pos	Nbr	Name / Entrant	Car	Fastest	In	Gap	Diff	Laps	Km/h
1	32	VICTOR SMIALEK FRANZ WÖSS RACING	F3 DALLARA F316 MERCEDES HWA	1:26.206	14			15	180.66
2	44	SANDRO ZELLER JO ZELLER RACING	F3 DALLARA F312 MERCEDES HWA	1:26.376	11	0.170	0.170	12	180.30
3	46	RICCARDO PEREGO PEREGO RICCARDO	F3 DALLARA F317 VOLKSWAGEN	1:27.452	14	1.246	1.076	14	178.08
4	14	ANDREA BENALLI BENALLI ANDREA	F3 DALLARA F317 MERCEDES HWA	1:27.575	13	1.369	0.123	14	177.83
5	75	MEI SHIBI SHIBI MEI	F3 DALLARA F308 VOLKSWAGEN	1:29.776	10	3.570	2.201	12	173.47
6	12	CHRISTOF LEDERMANN LEDERMANN CHRISTOF	FORMULA REGIONAL ALFA	1:32.955	12	6.749	3.179	14	167.54
Not Qualified in Class ZIN-P Qualification maxima (110% of 1:26.206) 1:34.826									
DNC	83	DANIELE RADRIZZANI RADRIZZANI DANIELE	F3 DALLARA F317 TOYOTA	1:43.905	4	17.699	10.950	5	149.88

ZINOX SILVER

Pos	Nbr	Name / Entrant	Car	Fastest	In	Gap	Diff	Laps	Km/h
1	96	OLIVER KRATSCH FACONDINI MAURIZIO	F3 DALLARA F308 TOYOTA	1:32.252	13			13	168.82
2	9	GIOVANNI GIORDANO GIORDANO GIOVANNI	DALLARA F308 FIAT FTP	1:32.478	11	0.226	0.226	11	168.40
3	24	MARCO DE-TOFFOL DE TOFFOL MARCO	F3 DALLARA F308 FIAT FTP	1:33.373	13	1.121	0.895	13	166.79

ZINOX GOLD

Pos	Nbr	Name / Entrant	Car	Fastest	In	Gap	Diff	Laps	Km/h
1	33	AL-MUHANNADI AHMAD-SHAHEEN AHMAD SHAHEEN AL-MUHANNADI	F3 DALLARA F309 POWER ENGINE	1:30.669	13			14	171.76
2	42	DAVIDE PEDETTI PEDETTI DAVIDE	F3 DALLARA F317 TOYOTA	1:31.429	12	0.760	0.760	14	170.34
3	43	GIANCARLO PEDETTI PEDETTI GIANCARLO	F3 DALLARA F317 TOYOTA	1:31.815	12	1.146	0.386	14	169.62
4	69	ENZO STENTELLA STENTELLA ENZO	F3 DALLARA F302 BMW	1:32.900	12	2.231	1.085	13	167.64
5	39	EDOARDO BONANOMI BONANOMI EDOARDO	F3 DALLARA F312 MERCEDES HWA	1:33.640	5	2.971	0.740	5	166.31
6	10	LUCA IANACCONE IANACCONE LUCA	DALLARA F312 Toyota	1:39.317	9	8.648	5.677	10	156.81


ZIN-OPEN

Pos	Nbr	Name / Entrant	Car	Fastest	In	Gap	Diff	Laps	Km/h
-----	-----	----------------	-----	---------	----	-----	------	------	------

Fastest time : 1:25.424 in lap 14 by nbr. 1 : BENJAMIN BERTA (F3 DALLARA F320)

Results:

Timekeeping by :

Race Director	Clerk of the Course	Timekeeping	
Eva Gruber		Bernd Jung	
Page 1 of 2	Results remain provisional pending technical examination and decisions from the stewards of the meeting		

Publication-time



RUNDSTRECKENTROPHY am RED BULL RING

BG Sportpromotion

Zinox F2000 Trophy
Class-Result of Qualifying

16 - 19 May 2024
Red Bull Ring - 4326 mtr.

ZIN-OPEN

Pos	Nbr	Name / Entrant	Car	Fastest	In	Gap	Diff	Laps	Km/h
1	7	KARIM SARTORI SARTORI KARIM	TATUUS FR 2.0 RENAULT	1:31.603	13			13	170.01
2	26	EMIR TANJU VIOLA ANDREA	TATUUS FR 2.0 RENAULT	1:32.793	12	1.190	1.190	14	167.83
3	25	VALENTIN ANDRIEUX ANDRIEUX VALENTIN	TATUUS FR 2.0 RENAULT	1:33.894	6	2.291	1.101	14	165.86
4	23	TRISTAN MOREL TRISTAN MOREL	TATUUS FR 2.0 RENAULT	1:36.514	11	4.911	2.620	13	161.36

ZINOX ENTRY LEVEL

Pos	Nbr	Name / Entrant	Car	Fastest	In	Gap	Diff	Laps	Km/h
1	34	SERGIO CONTI CONTI SERGIO	TATUUS F4 ABARTH	1:52.747	8			10	138.13

ZINOX SUPER FORMULA

Pos	Nbr	Name / Entrant	Car	Fastest	In	Gap	Diff	Laps	Km/h
1	1	BENJAMIN BERTA FRANZ WÖSS RACING	F3 DALLARA F320 MERCEDES	1:25.424	14	1		14	182.31
2	131	FRANCESCO GALLI GALLI FRANCESCO	F3 DALLARA F320 VOLKSWAGEN	1:25.743	14	0.319	0.319	15	181.63
3	20	STIG LARSEN FRANZ WÖSS RACING	F3 DALLARA F320 MERCEDES HWA	1:27.600	14	2.176	1.857	14	177.78


Spoko Desicion Car # 20 Race 1 Grid 5 Places back

Fastest time : 1:25.424 in lap 14 by nbr. 1 : BENJAMIN BERTA (F3 DALLARA F320)

Publication-time

Results:

Timekeeping by :

Race Director Eva Gruber	Clerk of the Course	Timekeeping Bernd Jung	
Page 2 of 2	Results remain provisional pending technical examination and decisions from the stewards of the meeting		



RUNDSTRECKENTROPHY am RED BULL RING

BG Sportpromotion

Zinox F2000 Trophy

Laps and Sector Times - Qualifying

16 - 19 May 2024

Red Bull Ring - 4326 mtr.

7 KARIM SARTORI										TATUUS FR 2.0 RENAULT									
lap	Sect-1	Speed	Sect-2	Speed	Sect-3	Speed	TopSpeed	laptime	pit	lap	Sect-1	Speed	Sect-2	Speed	Sect-3	Speed	Topspeed	laptime	pit
1	Pit Out	121.8	59.379		36.779	149.4	143.2	2:09.176		8	56.564	82.0	1:19.128		32.699	190.1	61.2	2:48.391	
2	29.218	184.9	49.573		29.663	191.2	152.5	1:48.454		9	25.658	212.6	41.724		28.429	194.6	209.7	1:35.811	
3	24.831	212.6	43.091		31.474	191.5	205.7	1:39.396		10	<u>24.012</u>	<u>216.0</u>	41.512		29.054	193.2	<u>210.1</u>	1:34.578	
4	24.258	214.7	41.543		27.557	195.3	207.3	1:33.358	D	11	24.130	213.4	47.176		29.423	193.5	<u>210.1</u>	1:40.729	
5	24.365	199.6	43.335		28.097	193.9	208.9	1:35.797		12	24.457	215.1	40.726		27.595	195.7	208.1	1:32.778	
6	24.450	214.7	56.265		1:00.820	77.7	209.3	2:21.535		13	24.076	215.1	<u>40.390</u>		<u>27.137</u>	<u>197.8</u>	208.5	<u>1:31.603</u>	
7	56.393	108.9	1:04.926		56.511	64.0	145.9	2:57.830		14									

9 GIOVANNI GIORDANO										DALLARA F308 FIAT FTP									
lap	Sect-1	Speed	Sect-2	Speed	Sect-3	Speed	TopSpeed	laptime	pit	lap	Sect-1	Speed	Sect-2	Speed	Sect-3	Speed	Topspeed	laptime	pit
1	Pit Out	131.1	56.206		34.650	186.9	155.8	2:04.918		7	Pit Out	212.6	42.558		27.799	197.1	209.3	2:16.985	
2	26.626	184.9	47.104		Pit In		165.6	1:56.340		8	24.311	214.3	41.780		27.754	194.9	<u>215.6</u>	1:33.845	
3	Pit Out	208.9	50.164		29.243	194.2	178.2	4:37.081		9	24.197	216.4	41.513		28.488	<u>197.8</u>	214.3	1:34.198	
4	24.595	211.4	45.076		59.114	78.4	212.2	2:08.785		10	<u>24.020</u>	<u>216.9</u>	56.430		28.084	194.9	189.5	1:48.534	
5	54.920	66.6	51.935		28.167	195.7	199.3	2:15.022		11	24.409	210.9	40.547		<u>27.522</u>	195.7	212.6	<u>1:32.478</u>	
6	41.831	69.5	1:15.805		Pit In		93.8	2:54.218		12									

10 LUCA IANACCONE										DALLARA F312 Toyota									
lap	Sect-1	Speed	Sect-2	Speed	Sect-3	Speed	TopSpeed	laptime	pit	lap	Sect-1	Speed	Sect-2	Speed	Sect-3	Speed	Topspeed	laptime	pit
1	Pit Out	137.2	54.567		36.706	178.8	154.9	2:08.899		6	34.356	113.0	1:07.108		Pit In		105.4	2:50.637	
2	27.386	166.4	48.583		32.346	185.9	200.7	1:48.315		7	Pit Out	140.1	51.932		33.977	185.9	166.7	6:06.003	
3	26.074	208.9	44.603		31.253	185.6	206.1	1:41.930		8	25.895	209.3	44.608		32.605	187.2	<u>210.1</u>	1:43.108	
4	25.841	211.4	48.395		35.592	184.3	209.7	1:49.828		9	<u>25.101</u>	209.7	43.964		<u>30.252</u>	<u>189.8</u>	198.9	<u>1:39.317</u>	
5	27.079	157.0	46.446		30.747	188.8	207.7	1:44.272		10	25.419	<u>214.3</u>	<u>43.520</u>		Pit In		206.5	1:56.372	

12 CHRISTOF LEDERMANN										FORMULA REGIONAL ALFA									
lap	Sect-1	Speed	Sect-2	Speed	Sect-3	Speed	TopSpeed	laptime	pit	lap	Sect-1	Speed	Sect-2	Speed	Sect-3	Speed	Topspeed	laptime	pit
1	Pit Out	167.2	49.866		31.325	191.5	169.0	1:50.843		8	35.013	181.2	43.783		53.390	91.6	211.8	2:12.186	
2	24.588	208.5	43.130		30.627	198.5	208.5	1:38.345		9	55.094	93.6	1:21.531		35.278	182.1	57.4	2:51.903	
3	27.422	220.4	42.599		30.533	199.6	219.5	1:40.554	D	10	24.209	228.3	41.846		28.597	199.6	220.0	1:34.652	
4	24.340	224.1	42.780		28.893	199.3	216.9	1:36.013		11	23.952	227.4	42.676		29.154	198.5	219.5	1:35.782	
5	23.946	225.9	43.672		29.768	193.2	200.7	1:37.386	D	12	23.547	225.9	<u>41.191</u>		<u>28.217</u>	<u>201.1</u>	<u>220.4</u>	<u>1:32.955</u>	
6	24.185	226.9	42.274		28.941	198.2	215.6	1:35.400		13	<u>23.160</u>	226.9	41.652		28.867	198.9	<u>220.4</u>	1:33.679	
7	29.224	129.3	1:06.741		52.711	98.5	104.7	2:28.676		14	23.380	<u>228.8</u>	41.524		30.825	200.0	220.0	1:35.729	

14 ANDREA BENALLI										F3 DALLARA F317 MERCEDES HWA									
lap	Sect-1	Speed	Sect-2	Speed	Sect-3	Speed	TopSpeed	laptime	pit	lap	Sect-1	Speed	Sect-2	Speed	Sect-3	Speed	Topspeed	laptime	pit
1	Pit Out	178.2	49.996		31.931	196.0	155.2	1:51.627		8	Pit Out	91.8	1:09.246		47.620	198.2	91.2	5:08.220	
2	24.200	220.0	42.823		27.719	204.2	209.7	1:34.742		9	24.047	222.2	39.434		26.671	204.2	220.0	1:30.152	
3	24.888	214.7	41.020		27.265	202.6	219.5	1:33.173		10	23.072	223.6	39.392		26.432	202.2	220.9	1:28.896	
4	23.856	223.6	39.284		28.397	204.9	222.2	1:31.537		11	23.687	223.1	40.279		27.366	204.9	212.6	1:31.332	
5	22.967	224.1	39.309		26.276	<u>206.1</u>	<u>224.1</u>	1:28.552		12	22.907	223.6	38.762		26.019	205.3	218.6	1:27.688	
6	22.797	209.7	41.496		27.203	200.0	192.5	1:31.496		13	<u>22.785</u>	223.1	38.857		<u>25.933</u>	205.7	220.4	<u>1:27.575</u>	
7	24.505	223.6	55.691		Pit In		221.3	2:17.172		14	22.800	<u>224.5</u>	<u>38.464</u>		28.315	199.6	223.1	1:29.579	

23 TRISTAN MOREL										TATUUS FR 2.0 RENAULT									
lap	Sect-1	Speed	Sect-2	Speed	Sect-3	Speed	TopSpeed	laptime	pit	lap	Sect-1	Speed	Sect-2	Speed	Sect-3	Speed	Topspeed	laptime	pit
1	Pit Out	114.4	59.261		37.164	174.8	128.4	2:09.294		8	Pit Out	82.6	1:17.532		35.725	185.9	62.6	2:58.868	
2	28.604	177.3	46.554		30.831	185.9	192.5	1:45.989		9	25.000	213.0	42.413		29.686	187.5	<u>206.5</u>	1:37.099	D
3	25.210	212.2	43.557		33.710	184.0	204.2	1:42.477	D	10	24.970	210.5	42.059		29.675	187.8	206.1	1:36.704	
4	24.967	211.8	43.259		29.683	187.5	184.9	1:37.909		11	24.967	212.2	41.964		<u>29.583</u>	<u>188.8</u>	206.1	<u>1:36.514</u>	
5	24.916	210.9	42.262		29.634	187.2	<u>206.5</u>	1:36.812		12	<u>24.725</u>	<u>213.9</u>	42.839		30.765	188.2	206.1	1:38.329	
6	29.247	197.1	1:01.335		52.573	89.9	110.1	2:23.155		13	24.932	211.8	<u>41.825</u>		30.150	188.2	206.1	1:36.907	
7	52.324	117.1	48.633		Pit In		201.9	2:42.375		14									

24 MARCO DE-TOFFOL										F3 DALLARA F308 FIAT FTP									
lap	Sect-1	Speed	Sect-2	Speed	Sect-3	Speed	TopSpeed	laptime	pit	lap	Sect-1	Speed	Sect-2	Speed	Sect-3	Speed	Topspeed	laptime	pit
1	Pit Out	123.6	56.765		34.340	186.5	141.9	2:05.357		8	50.544	68.1	59.081		31.503	192.9	92.4	2:21.128	
2	25.861	212.6	49.257		33.032	188.2	204.2	1:48.150		9	24.563	215.1	42.023		29.013	193.2	211.4	1:35.599	
3	24.914	213.4	43.221		29.784	192.2	211.4	1:37.919		10	24.478	213.9	41.504		28.736	195.3	211.8	1:34.718	
4	24.821	<u>216.4</u>	42.164		29.708	193.5	<u>212.6</u>	1:36.693		11	<u>24.263</u>	215.6	41.942		28.043	196.0	209.7	1:34.248	
5	24.821	213.4	45.631		31.198	191.5	201.5	1:41.650		12	24.352	212.6	41.201		28.090	195.7	209.7	1:33.643	
6	26.195	212.2	50.817		Pit In		196.4	2:06.794		13	24.396	213.0	<u>40.985</u>		<u>27.992</u>	<u>196.4</u>	210.5	<u>1:33.373</u>	
7	Pit Out	210.9	1:00.880		47.395	102.1	100.7	3:50.809		14									





RUNDSTRECKENTROPHY am RED BULL RING

BG Sportpromotion

Zinox F2000 Trophy

Laps and Sector Times - Qualifying

16 - 19 May 2024

Red Bull Ring - 4326 mtr.

25 VALENTIN ANDRIEUX									TATUUS FR 2.0 RENAULT										
lap	Sect-1	Speed	Sect-2	Speed	Sect-3	Speed	TopSpeed	laptime	pit	lap	Sect-1	Speed	Sect-2	Speed	Sect-3	Speed	Topspeed	laptime	pit
1	Pit Out	181.5	47.667		31.117	184.6	194.2	1:46.680		8	33.778	191.5	43.870		53.579	76.7	197.4	2:11.227	
2	25.708	209.3	44.162		29.239	190.8	207.7	1:39.109		9	54.283	94.3	1:19.409		28.819	193.5	62.9	2:42.511	
3	25.554	214.3	42.668		28.336	193.5	211.4	1:36.558		10	24.297	215.6	41.877		27.791	194.9	212.6	1:33.965	
4	24.427	215.1	41.546		28.906	192.9	212.6	1:34.879		11	24.034	215.6	40.958		27.583	195.3	211.8	1:32.575	D
5	26.281	207.7	41.685		28.381	193.9	212.2	1:36.347		12	23.842	216.4	42.810		28.567	195.7	213.0	1:35.219	
6	24.206	215.6	41.343		28.345	190.5	212.6	1:33.894		13	23.847	215.1	42.067		27.991	197.1	210.1	1:33.905	
7	28.564	132.5	1:07.127		54.481	89.6	85.9	2:30.172		14	23.882	216.9	41.495		Pit In		212.6	1:49.561	

26 EMIR TANJU									TATUUS FR 2.0 RENAULT										
lap	Sect-1	Speed	Sect-2	Speed	Sect-3	Speed	TopSpeed	laptime	pit	lap	Sect-1	Speed	Sect-2	Speed	Sect-3	Speed	Topspeed	laptime	pit
1	Pit Out	185.6	47.771		31.097	182.1	198.9	1:47.142		8	35.749	213.0	43.195		Pit In		210.9	2:18.384	
2	25.481	208.9	43.286		28.722	191.8	205.3	1:37.489		9	Pit Out	71.5	58.681		29.176	194.9	90.9	2:52.953	
3	24.566	213.4	41.937		28.044	194.6	209.7	1:34.547		10	24.846	213.9	41.700		27.948	197.1	210.9	1:34.494	
4	24.111	216.4	41.614		27.802	196.0	212.2	1:33.527		11	24.031	215.1	41.306		28.765	196.7	212.6	1:34.102	
5	24.289	213.9	40.813		29.135	187.8	212.2	1:34.237		12	23.924	216.4	40.949		27.920	197.1	212.2	1:32.793	
6	23.984	216.4	41.647		28.865	195.7	212.2	1:34.496		13	24.198	216.0	41.512		27.961	195.3	211.8	1:33.671	
7	26.732	166.7	1:08.100		52.283	95.2	70.9	2:27.115		14	23.881	216.9	41.054		28.000	196.4	213.0	1:32.935	

32 VICTOR SMIALEK									F3 DALLARA F316 MERCEDES HWA										
lap	Sect-1	Speed	Sect-2	Speed	Sect-3	Speed	TopSpeed	laptime	pit	lap	Sect-1	Speed	Sect-2	Speed	Sect-3	Speed	Topspeed	laptime	pit
1	Pit Out	182.1	49.283		31.781	197.1	190.1	1:50.235		9	58.917	68.2	1:22.828		36.779	200.0	78.7	2:58.524	
2	24.333	220.9	41.196		27.114	202.6	217.3	1:32.643		10	23.481	219.1	39.738		26.101	203.4	216.0	1:29.320	
3	26.248	215.1	39.811		26.848	198.5	218.2	1:32.907		11	23.124	220.4	38.853		26.469	203.8	220.0	1:28.446	
4	24.347	219.1	39.173		29.006	204.2	220.0	1:32.526		12	22.872	220.4	38.439		25.963	204.9	220.4	1:27.274	
5	23.159	221.8	39.156		26.214	202.2	222.2	1:28.529		13	22.701	221.8	38.980		25.219	206.5	220.0	1:26.900	
6	23.343	163.9	39.863		27.386	197.1	219.5	1:30.592		14	22.575	223.1	38.169		25.462	203.0	220.4	1:26.206	
7	25.346	220.4	56.212		1:02.268	76.0	221.8	2:23.826		15	30.741	143.2	46.892		26.128	204.9	131.4	1:43.761	
8	57.066	128.7	42.133		43.554	77.0	218.2	2:22.753		16									

33 AL-MUHANNADI AHMAD-SHAHEEN									F3 DALLARA F309 POWER ENGINE										
lap	Sect-1	Speed	Sect-2	Speed	Sect-3	Speed	TopSpeed	laptime	pit	lap	Sect-1	Speed	Sect-2	Speed	Sect-3	Speed	Topspeed	laptime	pit
1	Pit Out	168.0	49.808		31.002	194.6	182.4	1:51.035		8	Pit Out	66.1	1:15.734		58.858	98.5	91.0	4:22.123	
2	24.991	214.3	43.793		29.152	196.7	211.8	1:37.936		9	32.442	215.1	43.054		29.981	198.9	199.3	1:45.477	
3	25.794	220.9	41.565		28.188	200.0	220.0	1:35.547		10	24.052	219.5	39.879		27.179	200.0	213.4	1:31.110	
4	23.749	223.6	41.390		27.945	198.5	216.4	1:33.084		11	23.909	219.1	39.567		27.301	199.6	215.6	1:30.777	
5	23.669	222.7	40.218		28.857	197.8	217.3	1:32.744		12	23.847	220.4	40.359		27.342	200.7	213.4	1:31.548	
6	24.682	220.4	40.024		27.139	199.6	215.1	1:31.845		13	23.930	219.1	39.596		27.143	199.6	215.1	1:30.669	
7	23.719	221.3	1:05.981		Pit In		96.7	2:23.691		14	30.165	138.1	44.539		31.648	200.4	211.4	1:46.352	

34 SERGIO CONTI									TATUUS F4 ABARTH										
lap	Sect-1	Speed	Sect-2	Speed	Sect-3	Speed	TopSpeed	laptime	pit	lap	Sect-1	Speed	Sect-2	Speed	Sect-3	Speed	Topspeed	laptime	pit
1	Pit Out	131.9	1:01.355		39.168	176.2	116.3	2:13.690		6	52.120	124.4	55.003		54.218	91.2	191.5	2:41.341	
2	29.341	158.8	57.339		35.535	186.5	114.0	2:02.215		7	55.091	93.8	1:21.120		37.028	179.1	59.3	2:53.239	
3	27.787	166.7	50.938		36.478	182.4	208.1	1:55.203		8	26.466	182.1	52.597		33.684	188.8	163.6	1:52.747	
4	27.252	167.4	48.715		Pit In		215.1	2:06.632		9	45.514	123.9	52.696		35.538	188.2	166.9	2:13.748	
5	Pit Out	180.9	1:03.150		50.605	101.9	108.5	3:32.218		10	26.487	211.8	54.993		Pit In		95.4	2:12.226	

39 EDOARDO BONANOMI									F3 DALLARA F312 MERCEDES HWA										
lap	Sect-1	Speed	Sect-2	Speed	Sect-3	Speed	TopSpeed	laptime	pit	lap	Sect-1	Speed	Sect-2	Speed	Sect-3	Speed	Topspeed	laptime	pit
1	Pit Out	148.4	54.470		36.121	180.9	147.7	2:01.411		4	25.559	208.9	41.074		28.234	193.9	208.5	1:34.867	
2	27.324	190.8	53.770		32.923	188.8	141.9	1:54.017		5	24.431	211.8	41.417		27.792	192.2	210.5	1:33.640	
3	24.567	208.9	52.473		29.965	193.2	209.3	1:47.005		6									

42 DAVIDE PEDETTI									F3 DALLARA F317 TOYOTA										
lap	Sect-1	Speed	Sect-2	Speed	Sect-3	Speed	TopSpeed	laptime	pit	lap	Sect-1	Speed	Sect-2	Speed	Sect-3	Speed	Topspeed	laptime	pit
1	Pit Out	160.2	48.207		31.462	185.6	171.4	1:50.998		8	41.403	192.5	44.872		58.209	69.4	209.7	2:24.484	
2	25.943	206.1	43.519		29.601	196.4	210.1	1:39.063		9	53.352	73.7	1:23.286		28.603	199.3	69.3	2:45.241	
3	26.799	205.7	42.689		28.453	198.5	215.6	1:37.941		10	23.659	219.1	41.691		27.366	200.4	216.9	1:32.716	
4	23.958	216.4	41.493		27.423	198.5	218.2	1:32.874		11	23.720	218.2	41.510		33.842	198.5	216.0	1:39.072	
5	23.970	217.3	42.071		28.984	198.2	215.6	1:35.025		12	23.799	214.7	40.262		27.368	198.2	216.4	1:31.429	
6	23.821	216.0	40.418		27.329	197.4	216.0	1:31.568		13	23.660	216.9	40.482		27.363	199.3	214.3	1:31.505	
7	25.088	184.9	1:09.252		53.642	85.2	91.4	2:27.982		14	23.623	215.1	40.828		27.433	201.1	213.4	1:31.884	





RUNDSTRECKENTROPHY am RED BULL RING

BG Sportpromotion

Zinox F2000 Trophy

Laps and Sector Times - Qualifying

16 - 19 May 2024

Red Bull Ring - 4326 mtr.

43 GIANCARLO PEDETTI										F3 DALLARA F317 TOYOTA									
lap	Sect-1	Speed	Sect-2	Speed	Sect-3	Speed	TopSpeed	laptime	pit	lap	Sect-1	Speed	Sect-2	Speed	Sect-3	Speed	Topspeed	laptime	pit
1	Pit Out	155.4	51.471		32.990	184.0	157.2	1:53.893		8	36.341	196.0	43.120		55.830	63.4	210.1	2:15.291	
2	26.231	208.9	44.090		30.046	192.5	206.5	1:40.367		9	54.230	82.4	1:21.463		31.798	191.8	72.0	2:47.491	
3	28.131	184.6	44.001		29.766	194.9	206.5	1:41.898		10	24.420	213.9	41.006		29.348	194.9	213.0	1:34.774	
4	24.406	215.6	41.641		29.323	193.9	214.3	1:35.370		11	23.969	215.6	40.445		28.601	196.7	215.1	1:33.015	
5	24.293	216.0	40.885		30.496	189.1	214.3	1:35.674		12	23.946	<u>216.4</u>	<u>40.199</u>		27.670	<u>197.1</u>	<u>217.7</u>	<u>1:31.815</u>	
6	26.687	188.8	42.643		28.531	194.2	204.5	1:37.861		13	<u>23.785</u>	<u>216.4</u>	44.765		28.845	194.9	166.9	1:37.395	
7	26.368	155.2	1:08.838		51.804	93.5	80.2	2:27.010		14	24.029	213.9	40.389		<u>27.636</u>	196.7	214.3	1:32.054	

44 SANDRO ZELLER										F3 DALLARA F312 MERCEDES HWA									
lap	Sect-1	Speed	Sect-2	Speed	Sect-3	Speed	TopSpeed	laptime	pit	lap	Sect-1	Speed	Sect-2	Speed	Sect-3	Speed	Topspeed	laptime	pit
1	Pit Out	204.5	46.963		28.884	197.1	149.4	1:43.056		7	23.634	<u>220.9</u>	41.327		27.246	204.2	213.4	1:32.207	
2	29.672	102.8	1:00.999		28.197	200.7	114.4	1:58.868		8	23.351	220.4	39.246		25.835	205.3	<u>223.6</u>	1:28.432	
3	23.977	210.5	41.803		26.127	203.4	183.7	1:31.907		9	23.099	<u>220.9</u>	38.858		26.427	204.9	221.8	1:28.384	
4	23.425	217.3	39.413		Pit In		218.2	2:21.401		10	23.850	220.4	38.699		25.179	206.5	220.4	1:27.728	
5	Pit Out	151.9	47.208		54.609	81.3	184.3	6:33.099		11	<u>22.912</u>	220.0	38.415		<u>25.049</u>	<u>206.9</u>	220.0	<u>1:26.376</u>	
6	55.878	93.2	1:22.513		28.194	198.2	84.3	2:46.585		12	23.159	219.1	<u>38.211</u>		25.478	<u>206.9</u>	220.4	1:26.848	

46 RICCARDO PEREGO										F3 DALLARA F317 VOLKSWAGEN									
lap	Sect-1	Speed	Sect-2	Speed	Sect-3	Speed	TopSpeed	laptime	pit	lap	Sect-1	Speed	Sect-2	Speed	Sect-3	Speed	Topspeed	laptime	pit
1	Pit Out	157.4	48.043		30.450	177.3	176.5	1:46.868		8	Pit Out	148.8	1:10.276		1:01.283	89.3	91.1	3:47.908	
2	26.036	208.9	42.217		30.461	199.3	214.3	1:38.714		9	43.372	186.2	45.383		27.072	199.3	163.9	1:55.827	
3	26.447	215.6	41.357		28.786	199.3	218.2	1:36.590		10	23.754	216.4	39.273		26.302	200.4	216.4	1:29.329	
4	23.501	<u>222.7</u>	39.921		26.904	201.5	218.2	1:30.326		11	24.652	215.1	39.162		26.357	200.7	214.3	1:30.171	
5	24.109	220.4	51.919		29.442	198.9	89.1	1:45.470		12	23.454	218.2	38.581		25.851	203.0	216.9	1:27.886	
6	23.539	<u>222.7</u>	40.706		26.625	201.9	219.1	1:30.870		13	23.531	219.1	<u>38.186</u>		28.921	200.0	<u>219.5</u>	1:30.638	
7	26.623	103.7	1:12.048		Pit In		173.6	2:31.171		14	<u>23.369</u>	217.7	38.294		<u>25.789</u>	<u>204.2</u>	217.7	<u>1:27.452</u>	

69 ENZO STENTELLA										F3 DALLARA F302 BMW									
lap	Sect-1	Speed	Sect-2	Speed	Sect-3	Speed	TopSpeed	laptime	pit	lap	Sect-1	Speed	Sect-2	Speed	Sect-3	Speed	Topspeed	laptime	pit
1	Pit Out	141.2	58.237		35.531	147.5	139.0	2:06.444		8	58.822	69.1	1:25.822		36.692	197.4	77.1	3:01.336	
2	29.620	158.8	49.996		30.677	198.9	159.1	1:50.293		9	24.836	194.6	42.826		29.401	198.2	216.0	1:37.063	
3	24.373	218.6	43.021		28.345	198.2	212.6	1:35.739		10	24.576	221.3	41.336		27.984	198.2	218.2	1:33.896	
4	24.431	221.3	42.132		29.171	195.3	218.6	1:35.734		11	24.904	222.2	41.883		28.354	200.0	<u>223.6</u>	1:35.141	
5	24.429	221.8	41.863		59.019	154.5	214.7	2:05.311		12	24.114	220.9	<u>40.724</u>		28.062	199.6	220.0	<u>1:32.900</u>	
6	29.005	190.5	51.352		58.184	82.1	128.9	2:18.541		13	<u>24.105</u>	<u>223.1</u>	42.053		<u>27.895</u>	<u>200.4</u>	220.9	1:34.053	
7	54.415	138.8	44.724		42.487	78.1	200.7	2:21.626		14									

75 MEI SHIBI										F3 DALLARA F308 VOLKSWAGEN									
lap	Sect-1	Speed	Sect-2	Speed	Sect-3	Speed	TopSpeed	laptime	pit	lap	Sect-1	Speed	Sect-2	Speed	Sect-3	Speed	Topspeed	laptime	pit
1	Pit Out	107.1	59.957		33.166	193.5	109.3	2:06.722		7	59.305	68.3	1:25.404		36.500	199.3	73.3	3:01.209	
2	24.711	219.1	42.776		28.784	201.5	217.7	1:36.271		8	23.691	220.9	41.784		27.373	202.6	220.0	1:32.848	
3	23.750	220.4	41.469		27.720	203.8	221.3	1:32.939		9	23.230	222.2	40.362		<u>26.711</u>	204.5	220.9	1:30.303	
4	23.629	<u>223.1</u>	40.611		27.319	<u>204.9</u>	220.0	1:31.559		10	23.174	221.8	<u>39.682</u>		26.920	204.5	<u>222.2</u>	<u>1:29.776</u>	
5	23.277	222.2	1:04.733		Pit In		158.4	2:10.032		11	24.568	212.2	39.851		26.757	204.2	<u>222.2</u>	1:31.176	D
6	Pit Out	69.1	55.766		47.433	71.2	133.7	4:28.965		12	<u>23.115</u>	222.2	40.460		26.985	<u>204.9</u>	218.6	1:30.560	

83 DANIELE RADRIZZANI										F3 DALLARA F317 TOYOTA									
lap	Sect-1	Speed	Sect-2	Speed	Sect-3	Speed	TopSpeed	laptime	pit	lap	Sect-1	Speed	Sect-2	Speed	Sect-3	Speed	Topspeed	laptime	pit
1	Pit Out	100.8	59.928		36.232	163.6	118.0	2:08.711		4	<u>25.376</u>	<u>218.2</u>	46.649		31.880	<u>191.2</u>	<u>213.9</u>	<u>1:43.905</u>	
2	31.196	155.6	48.921		32.696	185.2	181.2	1:52.813		5	25.822	215.6	57.032		Pit In		185.9	2:15.953	
3	27.876	135.3	<u>45.515</u>		<u>31.553</u>	187.8	212.6	1:44.944		6									

96 OLIVER KRATSCHE										F3 DALLARA F308 TOYOTA									
lap	Sect-1	Speed	Sect-2	Speed	Sect-3	Speed	TopSpeed	laptime	pit	lap	Sect-1	Speed	Sect-2	Speed	Sect-3	Speed	Topspeed	laptime	pit
1	Pit Out	97.8	59.806		35.447	179.1	127.1	2:08.638		8	53.844	71.0	1:22.759		28.972	200.7	68.4	2:45.575	
2	30.961	158.1	45.172		28.301	198.2	209.7	1:44.434		9	24.334	194.2	54.793		27.706	200.0	107.8	1:46.833	
3	24.345	212.2	41.923		29.235	196.7	211.8	1:35.503		10	24.012	<u>214.7</u>	56.962		28.283	198.5	106.6	1:49.257	
4	24.251	213.0	41.402		<u>27.328</u>	198.5	211.8	1:32.981		11	23.916	213.9	40.701		28.541	197.1	213.9	1:33.158	
5	24.500	161.7	48.210		30.473	173.4	145.4	1:43.183		12	<u>23.777</u>	214.3	44.944		30.592	199.6	189.1	1:39.313	
6	29.587	209.3	1:01.106		52.014	92.2	117.3	2:22.707		13	23.877	213.4	<u>40.474</u>		27.901	<u>201.5</u>	<u>216.4</u>	<u>1:32.252</u>	
7	53.099	137.6	49.299		58.288	68.9	168.5	2:40.686		14									





RUNDSTRECKENTROPHY am RED BULL RING

BG Sportpromotion

Zinox F2000 Trophy Laptimes - Qualifying

16 - 19 May 2024
Red Bull Ring - 4326 mtr.

Nbr	Name	Laps	lap	Lap ..1	Lap ..2	Lap ..3	Lap ..4	Lap ..5	Lap ..6	Lap ..7	Lap ..8	Lap ..9	Lap ..0
32	VICTOR SMIA LEK	15	1 - 10	1:50.235	1:32.643	1:32.907	1:32.526	1:28.529	1:30.592	2:23.826	2:22.753	2:58.524	1:29.320
			11 - 20	1:28.446	1:27.274	1:26.900	1:26.206	1:43.761					
44	SANDRO ZELLER	12	1 - 10	1:43.056	1:58.868	1:31.907	2:21.401	6:33.099	2:46.585	1:32.207	1:28.432	1:28.384	1:27.728
			11 - 20	1:26.376	1:26.848								
46	RICCARDO PEREGO	14	1 - 10	1:46.868	1:38.714	1:36.590	1:30.326	1:45.470	1:30.870	2:31.171	3:47.908	1:55.827	1:29.329
			11 - 20	1:30.171	1:27.886	1:30.638	1:27.452						
14	ANDREA BENALLI	14	1 - 10	1:51.627	1:34.742	1:33.173	1:31.537	1:28.552	1:31.496	2:17.172	5:08.220	1:30.152	1:28.896
			11 - 20	1:31.332	1:27.688	1:27.575	1:29.579						
75	MEI SHIBI	12	1 - 10	2:06.722	1:36.271	1:32.939	1:31.559	2:10.032	4:28.965	3:01.209	1:32.848	1:30.303	1:29.776
			11 - 20	1:31.176	1:30.560								
33	AL-MUHANNADI AHMAD-SHAHEE	14	1 - 10	1:51.035	1:37.936	1:35.547	1:33.084	1:32.744	1:31.845	2:23.691	4:22.123	1:45.477	1:31.110
			11 - 20	1:30.777	1:31.548	1:30.669	1:46.352						
42	DAVIDE PEDETTI	14	1 - 10	1:50.998	1:39.063	1:37.941	1:32.874	1:35.025	1:31.568	2:27.982	2:24.484	2:45.241	1:32.716
			11 - 20	1:39.072	1:31.429	1:31.505	1:31.884						
7	KARIM SARTORI	13	1 - 10	2:09.176	1:48.454	1:39.396	4:33.358	1:35.797	2:21.535	2:57.830	2:48.391	1:35.811	1:34.578
			11 - 20	1:40.729	1:32.778	1:31.603							
43	GIANCARLO PEDETTI	14	1 - 10	1:53.893	1:40.367	1:41.898	1:35.370	1:35.674	1:37.861	2:27.010	2:15.291	2:47.491	1:34.774
			11 - 20	1:33.015	1:31.815	1:37.395	1:32.054						
96	OLIVER KRATSCH	13	1 - 10	2:08.638	1:44.434	1:35.503	1:32.981	1:43.183	2:22.707	2:40.686	2:45.575	1:46.833	1:49.257
			11 - 20	1:33.158	1:39.313	1:32.252							
9	GIOVANNI GIORDANO	11	1 - 10	2:04.918	1:56.340	4:37.081	2:08.785	2:15.022	2:54.218	2:16.985	1:33.845	1:34.198	1:48.534
			11 - 20	1:32.478									
26	EMIR TANJU	14	1 - 10	1:47.142	1:37.489	1:34.547	1:33.527	1:34.237	1:34.496	2:27.115	2:18.384	2:52.953	1:34.494
			11 - 20	1:34.102	1:32.793	1:33.671	1:32.935						
69	ENZO STENTELLA	13	1 - 10	2:06.444	1:50.293	1:35.739	1:35.734	2:05.311	2:18.541	2:21.626	3:01.336	1:37.063	1:33.896
			11 - 20	1:35.141	1:32.900	1:34.053							
12	CHRISTOF LEDERMAN N	14	1 - 10	1:50.843	1:38.345	4:40.554	1:36.013	4:37.386	1:35.400	2:28.676	2:12.186	2:51.903	1:34.652
			11 - 20	1:35.782	1:32.955	1:33.679	1:35.729						
24	MARCO DE-TOFFOL	13	1 - 10	2:05.357	1:48.150	1:37.919	1:36.693	1:41.650	2:06.794	3:50.809	2:21.128	1:35.599	1:34.718
			11 - 20	1:34.248	1:33.643	1:33.373							
39	EDOARDO BONA NOMI	5	1 - 10	2:01.411	1:54.017	1:47.005	1:34.867	1:33.640					
			11 - 20										
25	VALENTIN ANDRIEUX	14	1 - 10	1:46.680	1:39.109	1:36.558	1:34.879	1:36.347	1:33.894	2:30.172	2:11.227	2:42.511	1:33.965
			11 - 20	1:32.575	1:35.219	1:33.905	1:49.561						
23	TRISTAN MOREL	13	1 - 10	2:09.294	1:45.989	4:42.477	1:37.909	1:36.812	2:23.155	2:42.375	2:58.868	4:37.099	1:36.704
			11 - 20	1:36.514	1:38.329	1:36.907							
10	LUCA IANNA CCONE	10	1 - 10	2:08.899	1:48.315	1:41.930	1:49.828	1:44.272	2:50.637	6:06.003	1:43.108	1:39.317	1:56.372
			11 - 20										
34	SERGIO CONTI	10	1 - 10	2:13.690	2:02.215	1:55.203	2:06.632	3:32.218	2:41.341	2:53.239	1:52.747	2:13.748	2:12.226
			11 - 20										
83	DANIELE RA DRIZ ANI	5	1 - 10	2:08.711	1:52.813	1:44.944	1:43.905	2:15.953					
			11 - 20										



RUNDSTRECKENTROPHY am RED BULL RING

BG Sportpromotion

Heat name : Zinox F2000 Trophy - Qualifying
 Heat Date : 18 May 2024
 Track name : Red Bull Ring - 4326 mtr.

Participants Started : 21 Participants Classified : 20
 Participants Finished : 16 Participants Not Classified : 1
 Participants Not Finished : 5

Green flag at : 09:35:04 Heat recording start time : 09:35:04
 Finish flag waved at : 10:00:04 Heat recording end time : 10:02:56
 Total time under Green : 25:00 Total of All Laps in Heat : 257
 Number of cautions : 0 Total time under Yellow : 00:00:00
 Number of code-60's : 0 Total time under Code-60 : 00:00:00

Best Lap time history during the Heat

#	Nbr	lap time	in lap	Name	Car	time of day
1	32	1:32.643	2	VICTOR SMIALEK	F3 DALLARA F316 MERCEDES HWA	09:38:38
2	44	1:31.907	3	SANDRO ZELLER	F3 DALLARA F312 MERCEDES HWA	09:40:56
3	14	1:31.537	4	ANDREA BENALLI	F3 DALLARA F317 MERCEDES HWA	09:41:45
4	46	1:30.326	4	RICCARDO PEREGO	F3 DALLARA F317 VOLKSWAGEN	09:41:56
5	32	1:28.529	5	VICTOR SMIALEK	F3 DALLARA F316 MERCEDES HWA	09:43:12
6	32	1:28.446	11	VICTOR SMIALEK	F3 DALLARA F316 MERCEDES HWA	09:55:26
7	44	1:28.432	8	SANDRO ZELLER	F3 DALLARA F312 MERCEDES HWA	09:55:38
8	32	1:27.274	12	VICTOR SMIALEK	F3 DALLARA F316 MERCEDES HWA	09:56:53
9	32	1:26.900	13	VICTOR SMIALEK	F3 DALLARA F316 MERCEDES HWA	09:58:20
10	32	1:26.206	14	VICTOR SMIALEK	F3 DALLARA F316 MERCEDES HWA	09:59:46

Summary of best laptimes per class

Nbr	Name / Team name	Car	Cls	Fastest Laptime	In	Speed
32	VICTOR SMIALEK	F3 DALLARA F316 MERCEDES HW	ZIN-P	1:26.206	14	180.66
96	OLIVER KRATSCH	F3 DALLARA F308 TOYOTA	ZIN-S	1:32.252	13	168.82
33	AL-MUHANNADI AHMAD-SHAHEEN	F3 DALLARA F309 POWER ENGINE	ZIN-G	1:30.669	13	171.76
7	KARIM SARTORI	TATUUS FR 2.0 RENAULT	ZIN-O	1:31.603	13	170.01
34	SERGIO CONTI	TATUUS F4 ABARTH	ZIN-EL	1:52.747	8	138.13

