

ACI Racing Weekend Imola, 1-2 Giugno 2024

Zinox F2000 Trophy - Classifica Prove Libere 2

Imola Circuit 4.909 m

1 / 2

| Num. | Conduuttore | Naz | Concorrente | Team | Auto | Tempo | Dist. | Rel. | Giri |
|------|--------------------------------------|-----|----------------------------|---------------------------|------------------|-----------------|--------|--------|------|
| 1 | 131 GALLI Francesco | ITA | Galli Francesco | | F3 Dallara F320 | 1'40.658 | | | 10 |
| 2 | 1 BERTA Benjamin | HUN | Franz Woss Racing | Franz Woss Racing | F3 Dallara F320 | 1'41.484 | 0.826 | 0.826 | 12 |
| 3 | 44 ZELLER Sandro | CHE | Jo Zeller Racing | Jo Zeller Racing | F3 Dallara F312 | 1'42.183 | 1.525 | 0.699 | 10 |
| 4 | 32 SMIALEK Victor | CAN | Franz Woss Racing | Franz Woss Racing | F3 Dallara F316 | 1'42.746 | 2.088 | 0.563 | 11 |
| 5 | 41 CIMARELLI Franco | ITA | Cimarelli Franco | | F3 Dallara F312 | 1'43.397 | 2.739 | 0.651 | 13 |
| 6 | 46 PEREGO Riccardo | ITA | Perego Riccardo | Team Automobile Tricolore | F3 Dallara F317 | 1'43.463 | 2.805 | 0.066 | 12 |
| 7 | 14 BENALLI Andrea | ITA | Benalli Andrea | Puresport | F3 Dallara F317 | 1'43.482 | 2.824 | 0.019 | 11 |
| 8 | 5 VENICA Giorgio | ITA | Venica Giorgio | Puresport | F3 Dallara F308 | 1'44.745 | 4.087 | 1.263 | 11 |
| 9 | 20 LARSEN Stig | DNK | Franz Woss Racing | Franz Woss Racing | F3 Dallara F320 | 1'45.466 | 4.808 | 0.721 | 8 |
| 10 | 8 RASERO Dino | ITA | Rasero Dino | Puresport | F3 Dallara F320 | 1'45.512 | 4.854 | 0.046 | 9 |
| 11 | 39 BONANOMI Edoardo | DNK | Bonanomi Edoardo | Team Automobile Tricolore | F3 Dallara F312 | 1'45.838 | 5.180 | 0.326 | 13 |
| 12 | 4 TOBLER Marcel | CHE | Jo Zeller Racing | Jo Zeller Racing | F3 Dallara F308 | 1'45.886 | 5.228 | 0.048 | 12 |
| 13 | 88 SOLFAROLI Francesco | ITA | Solfaroli Francesco | | F3 Dallara F317 | 1'45.935 | 5.277 | 0.049 | 12 |
| 14 | 25 ANDREIUX Valentin | ITA | Andreiux Valentin | | Tatuus FR 2.0 | 1'47.015 | 6.357 | 1.080 | 10 |
| 15 | 26 TANJU Emir | TUR | Viola Andrea | | Tatuus FR 2.0 | 1'47.263 | 6.605 | 0.248 | 12 |
| 16 | 42 PEDETTI Davide | ITA | Pedetti Davide | | F3 Dallara F316 | 1'47.344 | 6.686 | 0.081 | 12 |
| 17 | 9 GIORDANO Giovanni | ITA | Giordano Giovanni | | F3 Dallara F308 | 1'47.532 | 6.874 | 0.188 | 11 |
| 18 | 96 KRATSCH Oliver | DEU | Kratsch Oliver | | F3 Dallara F308 | 1'47.537 | 6.879 | 0.005 | 12 |
| 19 | 27 BELLEZZA Patrick | ITA | Bellezza Patrick | | F3 Dallara F300 | 1'47.567 | 6.909 | 0.030 | 12 |
| 20 | 2 RÜTTIMANN Urs | CHE | Jo Zeller Racing | Jo Zeller Racing | F3 Dallara F308 | 1'47.669 | 7.011 | 0.102 | 12 |
| 21 | 75 SHIBI Mei | ISR | Shibi Mei | | F3 Dallara F308 | 1'47.804 | 7.146 | 0.135 | 9 |
| 22 | 7 SARTORI Karim | ITA | Sartori Karim | Speed Motor | Tatuus FR 2.0 | 1'48.202 | 7.544 | 0.398 | 11 |
| 23 | 91 CLAVAUD Jeremy | FRA | Clavaud Jeremy | | Tatuus FR 2.0 | 1'48.627 | 7.969 | 0.425 | 10 |
| 24 | 65 ROUBICEK Roman | CZE | Roubicek Roman | | F3 Dallara F320 | 1'49.131 | 8.473 | 0.504 | 12 |
| 25 | 79 TURCHETTO Fabio | ITA | Turchetto Fabio | | Tatuus FR 2.0 | 1'49.601 | 8.943 | 0.470 | 12 |
| 26 | 12 LEDERMANN Christof | CHE | Franz Woss Racing | Puresport | Formula Regional | 1'50.946 | 10.288 | 1.345 | 12 |
| 27 | 21 VAGLIO Umberto | ITA | Vaglio Umberto | | F3 Dallara F308 | 1'51.558 | 10.900 | 0.612 | 6 |
| 28 | 43 PEDETTI Giancarlo | ITA | Pedetti Giancarlo | | F3 Dallara F316 | 1'51.850 | 11.192 | 0.292 | 12 |
| 29 | 40 CAVIGIOLI Andrea | ITA | Cavigioli Andrea | | Tatuus FR 2.0 | 1'52.116 | 11.458 | 0.266 | 10 |
| 30 | 69 STENTELLA Enzo | ITA | Stentella Enzo | Tvs Motorsport | F3 Dallara F302 | 1'52.871 | 12.213 | 0.755 | 8 |
| 31 | 95 NOAL Stefano | ITA | Noal Stefano | | Tatuus FR 2.0 | 1'53.116 | 12.458 | 0.245 | 10 |
| 32 | 33 AL-MUHANNADI Ahmad Shaheen | QAT | Al-Muhannadi Ahmad Shaheen | Puresport | F3 Dallara F312 | 1'55.615 | 14.957 | 2.499 | 4 |
| 33 | 22 GUOLO Luca | ITA | Guolo Luca | | Tatuus FR 2.0 | 1'56.723 | 16.065 | 1.108 | 5 |
| 34 | 10 IANNACCONE Luca | ITA | Iannaccone Luca | Neri Autosport | F3 Dallara F308 | 1'59.174 | 18.516 | 2.451 | 11 |
| 35 | 23 MOTTEZ Bruno | FRA | Mottez Bruno | Neri Autosport | Tatuus FR 2.0 | 2'03.721 | 23.063 | 4.547 | 11 |
| 36 | 34 CONTI Sergio | ITA | Conti Sergio | | Tatuus F4 | 2'20.814 | 40.156 | 17.093 | 7 |
| 37 | 3 DE VIRGILIS Giancarlo | ITA | De Virgilis Giancarlo | Alpha Team Racing | Tatuus FR 2.0 | | | | 1 |
| 38 | 6 MILANI Enrico | ITA | Milani Enrico | | F3 Dallara F308 | | | | 0 |
| 39 | 83 RADRIZZANI Daniele | ITA | Radrizzani Daniele | Team Automobile Tricolore | F3 Dallara F317 | | | | 0 |

| | | | |
|------------|-----|-------|------|
| Umidità | 40% | ARIA | 27°C |
| Condizioni | DRY | Pista | 45°C |

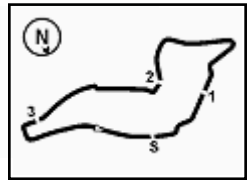
Direttore di Gara : Massimiliano Ghinassi

Direttore di Prova : Gianluca Marotta

31/05/2024 Inizio 12:34 Fine 13:00

Esposta alle:



**2.1**

ACI Racing Weekend Imola, 1-2 Giugno 2024

Zinox F2000 Trophy - Classifica Prove Libere 2

Imola Circuit 4.909 m

2 / 2

Penalty and Infringement

Fastest Laps Sequence

| Num. | Concorrente | Naz | Team | Auto | Local Time | Tempo | Dist. | Media |
|------|-------------|-----|-------------------|-----------------|--------------|-----------------|--------|---------|
| 131 | F. GALLI | ITA | | F3 Dallara F320 | 12:36'54.767 | 1'45.662 | | 167,254 |
| 1 | B. BERTA | HUN | Franz Woss Racing | F3 Dallara F320 | 12:41'08.679 | 1'42.319 | -3.343 | 172,719 |
| 131 | F. GALLI | ITA | | F3 Dallara F320 | 12:46'27.336 | 1'41.534 | -0.785 | 174,054 |
| 131 | F. GALLI | ITA | | F3 Dallara F320 | 12:48'07.994 | 1'40.658 | -0.876 | 175,569 |

Direttore di Gara : Massimiliano Ghinassi

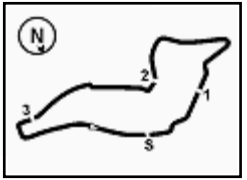
Direttore di Prova : Gianluca Marotta

31/05/2024 Inizio 12:34 Fine 13:00

Esposta alle:

Powered by FICr PERUGIA TIMING





ACI Racing Weekend Imola, 1-2 Giugno 2024

Zinox F2000 Trophy - Best Sectors & Speed Prove Libere 2

MIGLIOR GIRO

| | | | |
|----|------------------------------------|------------------|----------|
| 1 | 131 GALLI Francesco | F3 Dallara F320 | 1'40.658 |
| 2 | 1 BERTA Benjamin | F3 Dallara F320 | 1'41.484 |
| 3 | 44 ZELLER Sandro | F3 Dallara F312 | 1'42.183 |
| 4 | 32 SMIALEK Victor | F3 Dallara F316 | 1'42.746 |
| 5 | 41 CIMARELLI Franco | F3 Dallara F312 | 1'43.397 |
| 6 | 46 PEREGO Riccardo | F3 Dallara F317 | 1'43.463 |
| 7 | 14 BENALLI Andrea | F3 Dallara F317 | 1'43.482 |
| 8 | 5 VENICA Giorgio | F3 Dallara F308 | 1'44.745 |
| 9 | 20 LARSEN Stig | F3 Dallara F320 | 1'45.466 |
| 10 | 8 RASERO Dino | F3 Dallara F320 | 1'45.512 |
| 11 | 39 BONANOMI Edoardo | F3 Dallara F312 | 1'45.838 |
| 12 | 4 TOBLER Marcel | F3 Dallara F308 | 1'45.886 |
| 13 | 88 SOLFAROLI Francesco | F3 Dallara F317 | 1'45.935 |
| 14 | 25 ANDREIUX Valentin | Tatuus FR 2.0 | 1'47.015 |
| 15 | 26 TANJU Emir | Tatuus FR 2.0 | 1'47.263 |
| 16 | 42 PEDETTI Davide | F3 Dallara F316 | 1'47.344 |
| 17 | 9 GIORDANO Giovanni | F3 Dallara F308 | 1'47.532 |
| 18 | 96 KRATSCH Oliver | F3 Dallara F308 | 1'47.537 |
| 19 | 27 BELLEZZA Patrick | F3 Dallara F300 | 1'47.567 |
| 20 | 2 RÜTTIMANN Urs | F3 Dallara F308 | 1'47.669 |
| 21 | 75 SHIBI Mei | F3 Dallara F308 | 1'47.804 |
| 22 | 7 SARTORI Karim | Tatuus FR 2.0 | 1'48.202 |
| 23 | 91 CLAVAUD Jeremy | Tatuus FR 2.0 | 1'48.627 |
| 24 | 65 ROUBICEK Roman | F3 Dallara F320 | 1'49.131 |
| 25 | 79 TURCHETTO Fabio | Tatuus FR 2.0 | 1'49.601 |
| 26 | 12 LEDERMANN Christof | Formula Regional | 1'50.946 |
| 27 | 21 VAGLIO Umberto | F3 Dallara F308 | 1'51.558 |
| 28 | 43 PEDETTI Giancarlo | F3 Dallara F316 | 1'51.850 |
| 29 | 40 CAVIGIOLI Andrea | Tatuus FR 2.0 | 1'52.116 |
| 30 | 69 STENTELLA Enzo | F3 Dallara F302 | 1'52.871 |
| 31 | 95 NOAL Stefano | Tatuus FR 2.0 | 1'53.116 |
| 32 | 33 AL-MUHANNADI Ahmad Shahe | F3 Dallara F312 | 1'55.615 |
| 33 | 22 GUOLO Luca | Tatuus FR 2.0 | 1'56.723 |
| 34 | 10 IANNACCONE Luca | F3 Dallara F308 | 1'59.174 |
| 35 | 23 MOTTEZ Bruno | Tatuus FR 2.0 | 2'03.721 |
| 36 | 34 CONTI Sergio | Tatuus F4 | 2'20.814 |
| 37 | 3 DE VIRGILIS Giancarlo | Tatuus FR 2.0 | |
| 38 | 6 MILANI Enrico | F3 Dallara F308 | |
| 39 | 83 RADRIZZANI Daniele | F3 Dallara F317 | |

SPEED

| | | | |
|----|------------------------------------|------------------|-------|
| 1 | 20 LARSEN Stig | F3 Dallara F320 | 242,2 |
| 2 | 95 NOAL Stefano | Tatuus FR 2.0 | 242,2 |
| 3 | 32 SMIALEK Victor | F3 Dallara F316 | 241,6 |
| 4 | 131 GALLI Francesco | F3 Dallara F320 | 241,1 |
| 5 | 1 BERTA Benjamin | F3 Dallara F320 | 241,1 |
| 6 | 27 BELLEZZA Patrick | F3 Dallara F300 | 241,1 |
| 7 | 12 LEDERMANN Christof | Formula Regional | 240,5 |
| 8 | 14 BENALLI Andrea | F3 Dallara F317 | 240,0 |
| 9 | 22 GUOLO Luca | Tatuus FR 2.0 | 240,0 |
| 10 | 41 CIMARELLI Franco | F3 Dallara F312 | 238,4 |
| 11 | 46 PEREGO Riccardo | F3 Dallara F317 | 236,8 |
| 12 | 88 SOLFAROLI Francesco | F3 Dallara F317 | 236,8 |
| 13 | 5 VENICA Giorgio | F3 Dallara F308 | 236,3 |
| 14 | 8 RASERO Dino | F3 Dallara F320 | 235,8 |
| 15 | 79 TURCHETTO Fabio | Tatuus FR 2.0 | 235,8 |
| 16 | 44 ZELLER Sandro | F3 Dallara F312 | 235,8 |
| 17 | 25 ANDREIUX Valentin | Tatuus FR 2.0 | 234,8 |
| 18 | 91 CLAVAUD Jeremy | Tatuus FR 2.0 | 234,3 |
| 19 | 40 CAVIGIOLI Andrea | Tatuus FR 2.0 | 233,8 |
| 20 | 26 TANJU Emir | Tatuus FR 2.0 | 232,3 |
| 21 | 7 SARTORI Karim | Tatuus FR 2.0 | 232,3 |
| 22 | 33 AL-MUHANNADI Ahmad Shahe | F3 Dallara F312 | 231,8 |
| 23 | 4 TOBLER Marcel | F3 Dallara F308 | 231,3 |
| 24 | 39 BONANOMI Edoardo | F3 Dallara F312 | 230,8 |
| 25 | 65 ROUBICEK Roman | F3 Dallara F320 | 230,3 |
| 26 | 2 RÜTTIMANN Urs | F3 Dallara F308 | 230,3 |
| 27 | 96 KRATSCH Oliver | F3 Dallara F308 | 229,3 |
| 28 | 69 STENTELLA Enzo | F3 Dallara F302 | 228,8 |
| 29 | 75 SHIBI Mei | F3 Dallara F308 | 228,3 |
| 30 | 42 PEDETTI Davide | F3 Dallara F316 | 228,3 |
| 31 | 9 GIORDANO Giovanni | F3 Dallara F308 | 224,5 |
| 32 | 43 PEDETTI Giancarlo | F3 Dallara F316 | 224,1 |
| 33 | 21 VAGLIO Umberto | F3 Dallara F308 | 223,6 |
| 34 | 10 IANNACCONE Luca | F3 Dallara F308 | 222,7 |
| 35 | 23 MOTTEZ Bruno | Tatuus FR 2.0 | 217,3 |
| 36 | 34 CONTI Sergio | Tatuus F4 | 208,1 |
| 37 | 3 DE VIRGILIS Giancarlo | Tatuus FR 2.0 | 150,6 |

SEG. 1

| | | |
|----|--------------------------------|--------|
| 1 | 131 GALLI Francesco | 21.501 |
| 2 | 1 BERTA Benjamin | 21.787 |
| 3 | 44 ZELLER Sandro | 21.968 |
| 4 | 32 SMIALEK Victor | 22.020 |
| 5 | 14 BENALLI Andrea | 22.083 |
| 6 | 41 CIMARELLI Franco | 22.254 |
| 7 | 8 RASERO Dino | 22.405 |
| 8 | 5 VENICA Giorgio | 22.447 |
| 9 | 20 LARSEN Stig | 22.467 |
| 10 | 46 PEREGO Riccardo | 22.468 |
| 11 | 88 SOLFAROLI Francesco | 22.633 |
| 12 | 4 TOBLER Marcel | 22.825 |
| 13 | 39 BONANOMI Edoardo | 22.877 |
| 14 | 27 BELLEZZA Patrick | 23.003 |
| 15 | 91 CLAVAUD Jeremy | 23.051 |
| 16 | 75 SHIBI Mei | 23.085 |
| 17 | 65 ROUBICEK Roman | 23.102 |
| 18 | 26 TANJU Emir | 23.157 |
| 19 | 42 PEDETTI Davide | 23.159 |
| 20 | 7 SARTORI Karim | 23.298 |
| 21 | 96 KRATSCH Oliver | 23.318 |
| 22 | 2 RÜTTIMANN Urs | 23.337 |
| 23 | 9 GIORDANO Giovanni | 23.342 |
| 24 | 25 ANDREIUX Valentin | 23.342 |
| 25 | 79 TURCHETTO Fabio | 23.514 |
| 26 | 21 VAGLIO Umberto | 23.574 |
| 27 | 12 LEDERMANN Christof | 23.709 |
| 28 | 40 CAVIGIOLI Andrea | 23.942 |
| 29 | 95 NOAL Stefano | 23.961 |
| 30 | 43 PEDETTI Giancarlo | 24.085 |
| 31 | 33 AL-MUHANNADI Ahmad | 24.379 |
| 32 | 69 STENTELLA Enzo | 24.507 |
| 33 | 22 GUOLO Luca | 25.113 |
| 34 | 10 IANNACCONE Luca | 25.300 |
| 35 | 23 MOTTEZ Bruno | 26.407 |
| 36 | 34 CONTI Sergio | 29.216 |
| 37 | 3 DE VIRGILIS Giancarlo | 31.320 |

SEG. 2

| | | |
|----|--------------------------------|--------|
| 1 | 131 GALLI Francesco | 31.846 |
| 2 | 44 ZELLER Sandro | 32.218 |
| 3 | 1 BERTA Benjamin | 32.459 |
| 4 | 14 BENALLI Andrea | 32.573 |
| 5 | 46 PEREGO Riccardo | 32.758 |
| 6 | 32 SMIALEK Victor | 32.888 |
| 7 | 41 CIMARELLI Franco | 32.946 |
| 8 | 8 RASERO Dino | 32.997 |
| 9 | 5 VENICA Giorgio | 33.268 |
| 10 | 20 LARSEN Stig | 33.308 |
| 11 | 4 TOBLER Marcel | 33.456 |
| 12 | 39 BONANOMI Edoardo | 33.622 |
| 13 | 88 SOLFAROLI Francesco | 33.833 |
| 14 | 42 PEDETTI Davide | 34.200 |
| 15 | 27 BELLEZZA Patrick | 34.236 |
| 16 | 25 ANDREIUX Valentin | 34.250 |
| 17 | 9 GIORDANO Giovanni | 34.364 |
| 18 | 96 KRATSCH Oliver | 34.369 |
| 19 | 26 TANJU Emir | 34.416 |
| 20 | 7 SARTORI Karim | 34.569 |
| 21 | 75 SHIBI Mei | 34.657 |
| 22 | 2 RÜTTIMANN Urs | 34.744 |
| 23 | 65 ROUBICEK Roman | 35.017 |
| 24 | 91 CLAVAUD Jeremy | 35.148 |
| 25 | 79 TURCHETTO Fabio | 35.331 |
| 26 | 12 LEDERMANN Christof | 35.784 |
| 27 | 43 PEDETTI Giancarlo | 35.824 |
| 28 | 40 CAVIGIOLI Andrea | 36.024 |
| 29 | 21 VAGLIO Umberto | 36.242 |
| 30 | 69 STENTELLA Enzo | 36.305 |
| 31 | 95 NOAL Stefano | 36.644 |
| 32 | 33 AL-MUHANNADI Ahmad | 37.721 |
| 33 | 22 GUOLO Luca | 37.924 |
| 34 | 10 IANNACCONE Luca | 38.284 |
| 35 | 23 MOTTEZ Bruno | 39.686 |
| 36 | 34 CONTI Sergio | 43.121 |
| 37 | 3 DE VIRGILIS Giancarlo | 48.310 |

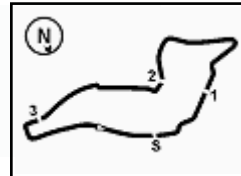
SEG. 3

| | | |
|----|--------------------------------|--------|
| 1 | 1 BERTA Benjamin | 28.717 |
| 2 | 44 ZELLER Sandro | 28.782 |
| 3 | 131 GALLI Francesco | 28.834 |
| 4 | 32 SMIALEK Victor | 28.913 |
| 5 | 14 BENALLI Andrea | 29.257 |
| 6 | 41 CIMARELLI Franco | 29.490 |
| 7 | 46 PEREGO Riccardo | 29.508 |
| 8 | 20 LARSEN Stig | 29.553 |
| 9 | 8 RASERO Dino | 29.688 |
| 10 | 39 BONANOMI Edoardo | 29.992 |
| 11 | 4 TOBLER Marcel | 30.005 |
| 12 | 5 VENICA Giorgio | 30.036 |
| 13 | 88 SOLFAROLI Francesco | 30.040 |
| 14 | 25 ANDREIUX Valentin | 30.174 |
| 15 | 26 TANJU Emir | 30.324 |
| 16 | 42 PEDETTI Davide | 30.359 |
| 17 | 9 GIORDANO Giovanni | 30.375 |
| 18 | 75 SHIBI Mei | 30.383 |
| 19 | 96 KRATSCH Oliver | 30.501 |
| 20 | 2 RÜTTIMANN Urs | 30.549 |
| 21 | 27 BELLEZZA Patrick | 30.633 |
| 22 | 21 VAGLIO Umberto | 30.964 |
| 23 | 65 ROUBICEK Roman | 30.965 |
| 24 | 91 CLAVAUD Jeremy | 31.057 |
| 25 | 7 SARTORI Karim | 31.077 |
| 26 | 79 TURCHETTO Fabio | 31.239 |
| 27 | 43 PEDETTI Giancarlo | 31.552 |
| 28 | 12 LEDERMANN Christof | 31.814 |
| 29 | 95 NOAL Stefano | 31.875 |
| 30 | 40 CAVIGIOLI Andrea | 31.921 |
| 31 | 69 STENTELLA Enzo | 32.118 |
| 32 | 33 AL-MUHANNADI Ahmad | 32.433 |
| 33 | 22 GUOLO Luca | 32.801 |
| 34 | 10 IANNACCONE Luca | 33.198 |
| 35 | 23 MOTTEZ Bruno | 35.312 |
| 36 | 34 CONTI Sergio | 36.792 |
| 37 | 3 DE VIRGILIS Giancarlo | 36.922 |

SEG. 4

| | | |
|----|--------------------------------|--------|
| 1 | 131 GALLI Francesco | 17.898 |
| 2 | 1 BERTA Benjamin | 17.965 |
| 3 | 44 ZELLER Sandro | 18.120 |
| 4 | 14 BENALLI Andrea | 18.352 |
| 5 | 8 RASERO Dino | 18.355 |
| 6 | 41 CIMARELLI Franco | 18.361 |
| 7 | 32 SMIALEK Victor | 18.376 |
| 8 | 20 LARSEN Stig | 18.580 |
| 9 | 46 PEREGO Riccardo | 18.604 |
| 10 | 5 VENICA Giorgio | 18.616 |
| 11 | 4 TOBLER Marcel | 18.683 |
| 12 | 39 BONANOMI Edoardo | 18.850 |
| 13 | 2 RÜTTIMANN Urs | 18.826 |
| 14 | 9 GIORDANO Giovanni | 18.983 |
| 15 | 88 SOLFAROLI Francesco | 19.089 |
| 16 | 75 SHIBI Mei | 19.101 |
| 17 | 27 BELLEZZA Patrick | 19.124 |
| 18 | 26 TANJU Emir | 19.134 |
| 19 | 42 PEDETTI Davide | 19.142 |
| 20 | 25 ANDREIUX Valentin | 19.158 |
| 21 | 96 KRATSCH Oliver | 19.187 |
| 22 | 7 SARTORI Karim | 19.197 |
| 23 | 65 ROUBICEK Roman | 19.245 |
| 24 | 91 CLAVAUD Jeremy | 19.310 |
| 25 | 79 TURCHETTO Fabio | 19.453 |
| 26 | 12 LEDERMANN Christof | 19.494 |
| 27 | 21 VAGLIO Umberto | 19.551 |
| 28 | 40 CAVIGIOLI Andrea | 19.608 |
| 29 | 69 STENTELLA Enzo | 19.759 |
| 30 | 43 PEDETTI Giancarlo | 19.786 |
| 31 | 95 NOAL Stefano | 19.803 |
| 32 | 33 AL-MUHANNADI Ahmad | 20.117 |
| 33 | 22 GUOLO Luca | 20.493 |
| 34 | 10 IANNACCONE Luca | 21.079 |
| 35 | 23 MOTTEZ Bruno | 21.392 |
| 36 | 34 CONTI Sergio | 22.501 |
| 37 | 3 DE VIRGILIS Giancarlo | 23.053 |





ACI Racing Weekend Imola, 1-2 Giugno 2024

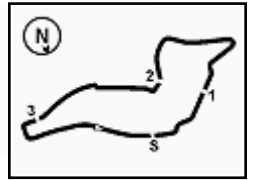
Zinox F2000 Trophy - Ideal Time Prove Libere 2

 Imola Circuit 4.909 m
1 / 2

| Num. Conducente | Auto | Seg. 1 | Seg. 2 | Seg. 3 | Seg. 4 | Ideal Time | | |
|-----------------------------------|------------------|-------------------------|------------------|------------------|-------------------------|-----------------------------|------|-------|
| | | Diff. 1 | Diff. 2 | Diff. 3 | Diff. 4 | Miglior Giro | Pos. | Diff. |
| 1 131 GALLI F. (ITA) | F3 Dallara F320 | 21.501 +0.316 | 31.846 | 28.834 | 17.898 +0.263 | 1'40.079 1'40.658 | 1 | 0.579 |
| 2 1 BERTA B. (HUN) | F3 Dallara F320 | 21.787 +0.030 | 32.459 +0.526 | 28.717 | 17.965 | 1'40.928 1'41.484 | 2 | 0.556 |
| 3 44 ZELLER S. (CHE) | F3 Dallara F312 | 21.968 +0.284 | 32.218 | 28.782 +0.151 | 18.120 +0.660 | 1'41.088 1'42.183 | 3 | 1.095 |
| 4 32 SMIALEK V. (CAN) | F3 Dallara F316 | 22.020 +0.199 | 32.888 +0.048 | 28.913 | 18.376 +0.302 | 1'42.197 1'42.746 | 4 | 0.549 |
| 5 14 BENALLI A. (ITA) | F3 Dallara F317 | 22.083 +0.910 | 32.573 +0.284 | 29.257 | 18.352 +0.023 | 1'42.265 1'43.482 | 7 | 1.217 |
| 6 41 CIMARELLI F. (ITA) | F3 Dallara F312 | 22.254 +0.025 | 32.946 | 29.490 | 18.361 +0.321 | 1'43.051 1'43.397 | 5 | 0.346 |
| 7 46 PEREGO R. (ITA) | F3 Dallara F317 | 22.468 | 32.758 | 29.508 +0.033 | 18.604 +0.092 | 1'43.338 1'43.463 | 6 | 0.125 |
| 8 8 RASERO D. (ITA) | F3 Dallara F320 | 22.405 | 32.997 | 29.688 +1.195 | 18.355 +0.872 | 1'43.445 1'45.512 | 10 | 2.067 |
| 9 20 LARSEN S. (DNK) | F3 Dallara F320 | 22.467 +0.266 | 33.308 +0.333 | 29.553 +0.757 | 18.580 +0.202 | 1'43.908 1'45.466 | 9 | 1.558 |
| 10 5 VENICA G. (ITA) | F3 Dallara F308 | 22.447 +0.217 | 33.268 +0.081 | 30.036 +0.080 | 18.616 | 1'44.367 1'44.745 | 8 | 0.378 |
| 11 4 TOBLER M. (CHE) | F3 Dallara F308 | 22.825 +0.038 | 33.456 +0.273 | 30.005 +0.606 | 18.683 | 1'44.969 1'45.886 | 12 | 0.917 |
| 12 39 BONANOMI E. (DNK) | F3 Dallara F312 | 22.877 +0.497 | 33.622 | 29.992 | 18.850 | 1'45.341 1'45.838 | 11 | 0.497 |
| 13 88 SOLFAROLI F. (ITA) | F3 Dallara F317 | 22.633 +0.126 | 33.833 | 30.040 +0.132 | 19.089 +0.082 | 1'45.595 1'45.935 | 13 | 0.340 |
| 14 42 PEDETTI D. (ITA) | F3 Dallara F316 | 23.159 +0.144 | 34.200 +0.154 | 30.359 +0.162 | 19.142 +0.024 | 1'46.860 1'47.344 | 16 | 0.484 |
| 15 25 ANDREIUX V. (ITA) | Tatuus FR 2.0 | 23.342 +0.063 | 34.250 | 30.174 | 19.158 +0.028 | 1'46.924 1'47.015 | 14 | 0.091 |
| 16 27 BELLEZZA P. (ITA) | F3 Dallara F300 | 23.003 +0.231 | 34.236 | 30.633 +0.279 | 19.124 +0.061 | 1'46.996 1'47.567 | 19 | 0.571 |
| 17 26 TANJU E. (TUR) | Tatuus FR 2.0 | 23.157 | 34.416 | 30.324 +0.038 | 19.134 +0.194 | 1'47.031 1'47.263 | 15 | 0.232 |
| 18 9 GIORDANO G. (ITA) | F3 Dallara F308 | 23.342 +0.096 | 34.364 +0.357 | 30.375 | 18.983 +0.015 | 1'47.064 1'47.532 | 17 | 0.468 |
| 19 75 SHIBI M. (ISR) | F3 Dallara F308 | 23.085 +0.578 | 34.657 | 30.383 | 19.101 | 1'47.226 1'47.804 | 21 | 0.578 |
| 20 96 KRATSCH O. (DEU) | F3 Dallara F308 | 23.318 +0.162 | 34.369 | 30.501 | 19.187 | 1'47.375 1'47.537 | 18 | 0.162 |
| 21 2 RÜTTIMANN U. (CHE) | F3 Dallara F308 | 23.337 +0.004 | 34.744 +0.109 | 30.549 | 18.926 | 1'47.556 1'47.669 | 20 | 0.113 |
| 22 7 SARTORI K. (ITA) | Tatuus FR 2.0 | 23.298 +0.002 | 34.569 +0.011 | 31.077 | 19.197 +0.048 | 1'48.141 1'48.202 | 22 | 0.061 |
| 23 65 ROUBICEK R. (CZE) | F3 Dallara F320 | 23.102 | 35.017 +0.050 | 30.965 +0.752 | 19.245 | 1'48.329 1'49.131 | 24 | 0.802 |
| 24 91 CLAVAUD J. (FRA) | Tatuus FR 2.0 | 23.051 | 35.148 | 31.057 | 19.310 +0.061 | 1'48.566 1'48.627 | 23 | 0.061 |
| 25 79 TURCHETTO F. (ITA) | Tatuus FR 2.0 | 23.514 | 35.331 | 31.239 +0.064 | 19.453 | 1'49.537 1'49.601 | 25 | 0.064 |
| 26 21 VAGLIO U. (ITA) | F3 Dallara F308 | 23.574 | 36.242 +0.014 | 30.964 +1.198 | 19.551 +0.015 | 1'50.331 1'51.558 | 27 | 1.227 |
| 27 12 LEDERMANN C. (CHE) | Formula Regional | 23.709 | 35.784 | 31.814 | 19.494 +0.145 | 1'50.801 1'50.946 | 26 | 0.145 |
| 28 43 PEDETTI G. (ITA) | F3 Dallara F316 | 24.085 +0.460 | 35.824 | 31.552 | 19.786 +0.143 | 1'51.247 1'51.850 | 28 | 0.603 |
| 29 40 CAVIGIOLI A. (ITA) | Tatuus FR 2.0 | 23.942 +0.621 | 36.024 | 31.921 | 19.608 | 1'51.495 1'52.116 | 29 | 0.621 |
| 30 95 NOAL S. (ITA) | Tatuus FR 2.0 | 23.961 +0.608 | 36.644 +0.012 | 31.875 | 19.803 +0.213 | 1'52.283 1'53.116 | 31 | 0.833 |
| 31 69 STENTELLA E. (ITA) | F3 Dallara F302 | 24.507 | 36.305 | 32.118 +0.182 | 19.759 | 1'52.689 1'52.871 | 30 | 0.182 |
| 32 33 AL-MUHANNADI A. (QA) | F3 Dallara F312 | 24.379 +0.948 | 37.721 +0.017 | 32.433 | 20.117 | 1'54.650 1'55.615 | 32 | 0.965 |
| 33 22 GUOLO L. (ITA) | Tatuus FR 2.0 | 25.113 +0.392 | 37.924 | 32.801 | 20.493 | 1'56.331 1'56.723 | 33 | 0.392 |

31/05/2024





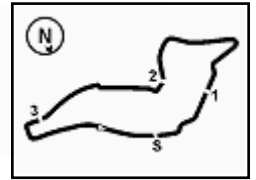
ACI Racing Weekend Imola, 1-2 Giugno 2024

Zinox F2000 Trophy - Ideal Time Prove Libere 2

 Imola Circuit 4.909 m
2 / 2

| Num. Conducente | Auto | Seg. 1 | Seg. 2 | Seg. 3 | Seg. 4 | Ideal Time | | | |
|----------------------------|-------------------------------|-----------------|------------------|------------------|------------------|------------------|-----------------------------|-------|-------|
| | | Diff. 1 | Diff. 2 | Diff. 3 | Diff. 4 | Miglior Giro | Pos. | Diff. | |
| 34 | 10 IANNACCONE L. (ITA) | F3 Dallara F308 | 25.300 +0.383 | 38.284 | 33.198 +0.602 | 21.079 +0.328 | 1'57.861 1'59.174 | 34 | 1.313 |
| 35 | 23 MOTTEZ B. (FRA) | Tatuus FR 2.0 | 26.407 +0.001 | 39.686 | 35.312 +0.909 | 21.392 +0.014 | 2'02.797 2'03.721 | 35 | 0.924 |
| 36 | 34 CONTI S. (ITA) | Tatuus F4 | 29.216 | 43.121 +5.207 | 36.792 +3.815 | 22.501 +0.162 | 2'11.630 2'20.814 | 36 | 9.184 |
| | 3 DE VIRGILIS G. (ITA) | Tatuus FR 2.0 | | | | | | | |
| | 6 MILANI E. (ITA) | F3 Dallara F308 | | | | | | | |
| | 83 RADRIZZANI D. (ITA) | F3 Dallara F317 | | | | | | | |
| Ideal Time Assoluto | | | 21.501 | 31.846 | 28.717 | 17.898 | 1'39.962 | | |





ACI Racing Weekend Imola, 1-2 Giugno 2024

Zinox F2000 Trophy - Analisi Tempi Prove Libere 2

| | | | | | | | | | | | | | | | |
|----|---------------|---------------|---------------|---------------|-----------------|--------------|--------------|----|---------------|---------------|---------------|---------------|-----------------|--------------|--------------|
| 4 | 40.278 | 33.815 | 29.938 | 18.742 | 2'02.773P | 184,9 | 12:43'11.772 | 8 | 23.244 | 36.263 | 31.151 | 21.633 | 1'52.291 | 228,3 | 12:53'29.336 |
| 5 | 22.499 | 33.133 | 29.289 | 18.275 | 1'43.196 | 233,8 | 12:44'54.968 | 9 | 44.570 | 55.506 | 41.371 | 19.487 | 2'40.934 | 111,5 | 12:56'10.270 |
| 6 | 22.438 | 33.296 | 29.040 | 2'34.421 | 3'59.195P | 235,8 | 12:48'54.163 | 10 | 23.663 | 34.657 | 30.383 | 19.101 | 1'47.804 | 224,5 | 12:57'58.074 |
| 7 | 37.824 | 33.556 | 29.116 | 18.472 | 1'58.968P | 183,4 | 12:50'53.131 | 11 | 23.085 | 36.842 | 43.465 | | | 227,4 | |
| 8 | 22.252 | 32.218 | 28.933 | 18.780 | 1'42.183 | 234,3 | 12:52'35.314 | | | | | | | | |
| 9 | 21.968 | 45.622 | 1'08.386 | 45.295 | 3'01.271 | 233,3 | 12:55'36.585 | | | | | | | | |
| 10 | 22.997 | 32.355 | 28.782 | 18.255 | 1'42.389 | 224,1 | 12:57'18.974 | | | | | | | | |
| 11 | 22.173 | 32.956 | 29.028 | 18.120 | 1'42.277 | 235,8 | 12:59'01.251 | | | | | | | | |

79 F. TURCHETTO (1'49.601)

| Giro | Seg.1 | Seg.2 | Seg.3 | Seg.4 | T. Giro | km/h | Local Time |
|------|---------------|---------------|---------------|---------------|-----------------|--------------|--------------|
| 1 | | | | | | | |
| 2 | 54.078 | 41.659 | 35.114 | 20.598 | 2'31.449P | 133,0 | 12:36'51.796 |
| 3 | 24.327 | 37.506 | 1'00.517 | 35.381 | 2'37.731 | 231,3 | 12:39'29.527 |
| 4 | 26.008 | 36.237 | 31.800 | 20.202 | 1'54.247 | 206,5 | 12:41'23.774 |
| 5 | 23.728 | 36.016 | 31.636 | 20.024 | 1'51.404 | 235,8 | 12:43'15.178 |
| 6 | 24.488 | 35.972 | 31.312 | 19.756 | 1'51.528 | 232,3 | 12:45'06.706 |
| 7 | 23.828 | 35.442 | 31.412 | 20.625 | 1'51.307 | 232,3 | 12:46'58.013 |
| 8 | 24.143 | 36.929 | 33.608 | 21.727 | 1'56.407 | 223,6 | 12:48'54.420 |
| 9 | 23.718 | 35.919 | 31.324 | 19.726 | 1'50.687 | 231,3 | 12:50'45.107 |
| 10 | 23.872 | 35.625 | 31.473 | 19.657 | 1'50.627 | 232,8 | 12:52'35.734 |
| 11 | 23.623 | 46.783 | 1'07.437 | 48.380 | 3'06.223 | 227,4 | 12:55'41.957 |
| 12 | 26.956 | 36.976 | 31.239 | 19.556 | 1'54.727 | 200,0 | 12:57'36.684 |
| 13 | 23.514 | 35.331 | 31.303 | 19.453 | 1'49.601 | 225,0 | 12:59'26.285 |

46 R. PEREGO (1'43.463)

| Giro | Seg.1 | Seg.2 | Seg.3 | Seg.4 | T. Giro | km/h | Local Time |
|------|---------------|---------------|---------------|---------------|-----------------|--------------|--------------|
| 1 | | | | | | | |
| 2 | 48.565 | 37.880 | 31.464 | 19.283 | 2'17.192P | 147,5 | 12:37'09.719 |
| 3 | 23.845 | 51.380 | 59.260 | 19.483 | 2'33.968 | 231,8 | 12:39'43.687 |
| 4 | 23.106 | 34.025 | 30.048 | 19.050 | 1'46.229 | 230,3 | 12:41'29.916 |
| 5 | 22.809 | 33.317 | 29.971 | 19.360 | 1'45.457 | 234,3 | 12:43'15.373 |
| 6 | 22.955 | 33.680 | 29.508 | 18.655 | 1'44.798 | 232,8 | 12:45'00.171 |
| 7 | 22.622 | 33.712 | 31.134 | 18.876 | 1'46.344 | 233,8 | 12:46'46.515 |
| 8 | 23.040 | 35.330 | 30.005 | 18.642 | 1'47.017 | 235,8 | 12:48'33.532 |
| 9 | 23.253 | 34.131 | 32.276 | 18.759 | 1'48.419 | 234,8 | 12:50'21.951 |
| 10 | 22.468 | 32.758 | 29.541 | 18.696 | 1'43.463 | 234,3 | 12:52'05.414 |
| 11 | 22.503 | 33.373 | 38.464 | 1'47.635 | 3'21.975P | 236,8 | 12:55'27.389 |
| 12 | 40.620 | 34.203 | 29.625 | 18.604 | 2'03.052P | 173,6 | 12:57'30.441 |
| 13 | 22.676 | 33.129 | 29.610 | 18.726 | 1'44.141 | 232,3 | 12:59'14.582 |

88 F. SOLFAROLI (1'45.935)

| Giro | Seg.1 | Seg.2 | Seg.3 | Seg.4 | T. Giro | km/h | Local Time |
|------|---------------|---------------|---------------|---------------|-----------------|--------------|--------------|
| 1 | | | | | | | |
| 2 | 52.663 | 37.462 | 31.819 | 19.725 | 2'21.669P | 95,0 | 12:36'22.649 |
| 3 | 23.667 | 35.636 | 30.875 | 31.630 | 2'01.808 | 234,8 | 12:38'24.457 |
| 4 | 47.541 | 38.000 | 31.774 | 19.422 | 2'16.737 | 89,0 | 12:40'41.194 |
| 5 | 23.422 | 34.172 | 30.924 | 19.281 | 1'47.799 | 234,8 | 12:42'28.993 |
| 6 | 23.151 | 34.149 | 31.779 | 19.378 | 1'48.457 | 235,8 | 12:44'17.450 |
| 7 | 23.040 | 34.674 | 34.433 | 20.225 | 1'52.372 | 234,3 | 12:46'09.822 |
| 8 | 22.759 | 33.833 | 30.172 | 19.171 | 1'45.935 | 233,8 | 12:47'55.757 |
| 9 | 24.728 | 38.899 | 36.037 | 19.620 | 1'59.284 | 235,8 | 12:49'55.041 |
| 10 | 22.901 | 33.922 | 30.040 | 19.089 | 1'45.952 | 233,3 | 12:51'40.993 |
| 11 | 22.633 | 37.295 | 37.378 | 34.795 | 2'12.101 | 236,8 | 12:53'53.094 |
| 12 | 53.359 | 56.685 | 33.673 | 19.624 | 2'43.341 | 80,2 | 12:56'36.435 |
| 13 | 23.141 | 33.904 | 34.289 | 21.341 | 1'52.675 | 231,8 | 12:58'29.110 |

65 R. ROUBICEK (1'49.131)

| Giro | Seg.1 | Seg.2 | Seg.3 | Seg.4 | T. Giro | km/h | Local Time |
|------|---------------|---------------|---------------|---------------|-----------------|--------------|--------------|
| 1 | | | | | | | |
| 2 | 46.641 | 39.062 | 39.972 | 26.583 | 2'32.258P | 132,2 | 12:37'06.949 |
| 3 | 26.520 | 53.242 | 1'00.169 | 20.828 | 2'40.759 | 206,9 | 12:39'47.708 |
| 4 | 24.505 | 36.258 | 33.907 | 19.578 | 1'54.248 | 222,2 | 12:41'41.956 |
| 5 | 24.242 | 35.576 | 31.861 | 20.093 | 1'51.772 | 206,9 | 12:43'33.728 |
| 6 | 23.982 | 36.061 | 31.786 | 19.845 | 1'51.674 | 227,8 | 12:45'25.402 |
| 7 | 23.848 | 35.735 | 31.649 | 19.513 | 1'50.745 | 228,3 | 12:47'16.147 |
| 8 | 23.925 | 37.634 | 31.857 | 19.741 | 1'53.157 | 228,3 | 12:49'09.304 |
| 9 | 24.453 | 35.819 | 31.224 | 19.330 | 1'50.826 | 193,2 | 12:51'00.130 |
| 10 | 23.512 | 35.017 | 31.974 | 19.271 | 1'49.774 | 230,3 | 12:52'49.904 |
| 11 | 23.279 | 45.739 | 58.959 | 45.100 | 2'53.077 | 228,3 | 12:55'42.981 |
| 12 | 26.080 | 35.503 | 30.965 | 19.278 | 1'51.826 | 189,5 | 12:57'34.807 |
| 13 | 23.102 | 35.067 | 31.717 | 19.245 | 1'49.131 | 230,3 | 12:59'23.938 |

91 J. CLAUD (1'48.627)

| Giro | Seg.1 | Seg.2 | Seg.3 | Seg.4 | T. Giro | km/h | Local Time |
|------|---------------|---------------|---------------|---------------|-----------------|--------------|--------------|
| 1 | | | | | | | |
| 2 | 27.455 | 38.372 | 33.093 | 20.061 | 1'58.981 | 197,4 | 12:37'43.121 |
| 3 | 27.773 | 44.989 | 42.008 | 19.849 | 2'14.619 | 192,5 | 12:39'57.740 |
| 4 | 26.032 | 36.441 | 33.132 | 20.747 | 1'56.352 | 234,3 | 12:41'54.092 |
| 5 | 24.591 | 35.340 | 31.652 | 19.700 | 1'51.283 | 234,3 | 12:43'45.375 |
| 6 | 23.671 | 35.612 | 31.736 | 19.562 | 1'50.581 | 230,3 | 12:45'35.956 |
| 7 | 23.462 | 35.457 | 31.807 | 19.310 | 1'50.036 | 231,8 | 12:47'25.992 |
| 8 | 23.219 | 35.186 | 31.172 | 19.481 | 1'49.058 | 232,3 | 12:49'15.050 |
| 9 | 23.173 | 35.606 | 31.114 | 19.387 | 1'49.280 | 230,8 | 12:51'04.330 |
| 10 | 23.051 | 35.148 | 31.057 | 19.371 | 1'48.627 | 232,8 | 12:52'52.957 |
| 11 | 23.095 | 43.469 | 59.264 | 46.227 | 2'52.055 | 231,3 | 12:55'45.012 |
| 12 | 24.820 | 36.527 | 31.626 | | | 219,5 | |

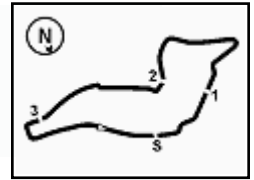
95 S. NOAL (1'53.116)

| Giro | Seg.1 | Seg.2 | Seg.3 | Seg.4 | T. Giro | km/h | Local Time |
|------|---------------|---------------|---------------|--------|-----------------|--------------|--------------|
| 1 | | | | | | | |
| 2 | 25.815 | 41.382 | 34.801 | 31.981 | 2'13.979 | 192,2 | 12:38'31.407 |
| 3 | 42.968 | 41.026 | 32.758 | 20.083 | 2'16.835 | 102,8 | 12:40'48.242 |
| 4 | 24.395 | 40.419 | 34.190 | 20.499 | 1'59.503 | 241,1 | 12:42'47.745 |
| 5 | 23.961 | 36.794 | 31.921 | 21.010 | 1'53.686 | 240,0 | 12:44'41.431 |
| 6 | 24.783 | 38.974 | 32.540 | 19.991 | 1'56.288 | 175,0 | 12:46'37.719 |
| 7 | 26.361 | 36.644 | 32.025 | 20.025 | 1'55.055 | 193,2 | 12:48'32.774 |
| 8 | 24.569 | 36.656 | 31.875 | 20.016 | 1'53.116 | 237,4 | 12:50'25.890 |
| 9 | 24.087 | 38.604 | 32.482 | 19.939 | 1'55.112 | 242,2 | 12:52'21.002 |

75 M. SHIBI (1'47.804)

| Giro | Seg.1 | Seg.2 | Seg.3 | Seg.4 | T. Giro | km/h | Local Time |
|------|--------|--------|----------|----------|-----------|-------|--------------|
| 1 | | | | | | | |
| 2 | 53.845 | 46.636 | 33.857 | 20.418 | 2'34.756P | 145,9 | 12:36'49.697 |
| 3 | 24.611 | 35.663 | 1'00.733 | 1'06.611 | 3'07.618P | 224,5 | 12:39'57.315 |
| 4 | 42.080 | 36.872 | 31.492 | 19.205 | 2'09.649P | 156,3 | 12:42'06.964 |
| 5 | 23.576 | 36.425 | 34.677 | 3'43.034 | 5'17.712P | 227,8 | 12:47'24.676 |
| 6 | 44.094 | 48.669 | 31.798 | 19.752 | 2'24.313P | 151,7 | 12:49'48.989 |
| 7 | 23.467 | 34.759 | 30.603 | 19.227 | 1'48.056 | 225,0 | 12:51'37.045 |





ACI Racing Weekend Imola, 1-2 Giugno 2024

Zinox F2000 Trophy - Analisi Tempi Prove Libere 2

| | | | | | | | |
|----|--------|--------|----------|---------------|-----------|-------|--------------|
| 10 | 24.320 | 36.738 | 1'02.564 | 1'43.191 | 3'46.813P | 238,9 | 12:56'07.815 |
| 11 | 59.054 | 36.817 | 32.061 | 19.803 | 2'27.735P | 151,9 | 12:58'35.550 |

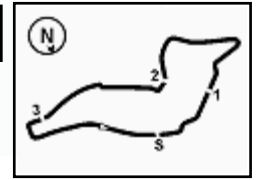
96 O. KRATSCH (1'47.537)

| Giro | Seg.1 | Seg.2 | Seg.3 | Seg.4 | T. Giro | km/h | Local Time |
|------|---------------|---------------|---------------|---------------|-----------------|--------------|--------------|
| 1 | | | | | | | |
| 2 | 54.719 | 39.525 | 33.216 | 20.242 | 2'27.702P | 86,8 | 12:36'26.849 |
| 3 | 24.474 | 36.788 | 46.982 | 38.517 | 2'26.761 | 225,0 | 12:38'53.610 |
| 4 | 41.823 | 36.151 | 31.813 | 19.596 | 2'09.383 | 77,1 | 12:41'02.993 |
| 5 | 24.105 | 35.388 | 32.947 | 20.098 | 1'52.538 | 225,5 | 12:42'55.531 |
| 6 | 23.739 | 35.832 | 33.272 | 19.276 | 1'52.119 | 227,4 | 12:44'47.650 |
| 7 | 23.318 | 35.813 | 31.690 | 19.421 | 1'50.242 | 226,4 | 12:46'37.892 |
| 8 | 23.788 | 34.896 | 30.939 | 19.283 | 1'48.906 | 229,3 | 12:48'26.798 |
| 9 | 23.571 | 34.731 | 33.004 | 19.340 | 1'50.646 | 225,5 | 12:50'17.444 |
| 10 | 23.480 | 34.369 | 30.501 | 19.187 | 1'47.537 | 225,9 | 12:52'04.981 |
| 11 | 23.800 | 34.389 | 45.269 | 39.368 | 2'22.826 | 214,3 | 12:54'27.807 |
| 12 | 55.657 | 39.663 | 31.356 | 19.478 | 2'26.154 | 79,2 | 12:56'53.961 |
| 13 | 23.830 | 35.009 | 30.834 | 19.234 | 1'48.907 | 223,1 | 12:58'42.868 |

131 F. GALLI (1'40.658)

| Giro | Seg.1 | Seg.2 | Seg.3 | Seg.4 | T. Giro | km/h | Local Time |
|------|---------------|---------------|---------------|---------------|-----------------|--------------|--------------|
| 1 | | 35.037 | 35.902 | 19.303 | | | |
| 2 | 22.300 | 31.945 | 31.432 | 19.985 | 1'45.662 | 234,8 | 12:36'54.767 |
| 3 | 21.968 | 33.501 | 1'01.355 | 33.246 | 2'30.070 | 236,3 | 12:39'24.837 |
| 4 | 22.365 | 32.374 | 33.102 | 18.021 | 1'45.862 | 232,3 | 12:41'10.699 |
| 5 | 21.645 | 31.923 | 30.722 | 18.611 | 1'42.901 | 238,9 | 12:42'53.600 |
| 6 | 21.501 | 38.897 | 33.906 | 17.898 | 1'52.202 | 241,1 | 12:44'45.802 |
| 7 | 21.806 | 32.010 | 29.573 | 18.145 | 1'41.534 | 238,4 | 12:46'27.336 |
| 8 | 21.817 | 31.846 | 28.834 | 18.161 | 1'40.658 | 238,9 | 12:48'07.994 |
| 9 | 21.734 | 31.863 | 28.947 | 4'32.579 | 5'55.123P | 238,9 | 12:54'03.117 |
| 10 | 55.184 | 50.673 | 29.808 | 18.831 | 2'34.496P | 164,1 | 12:56'37.613 |
| 11 | 33.831 | 34.561 | 29.060 | 18.071 | 1'55.523 | 238,9 | 12:58'33.136 |





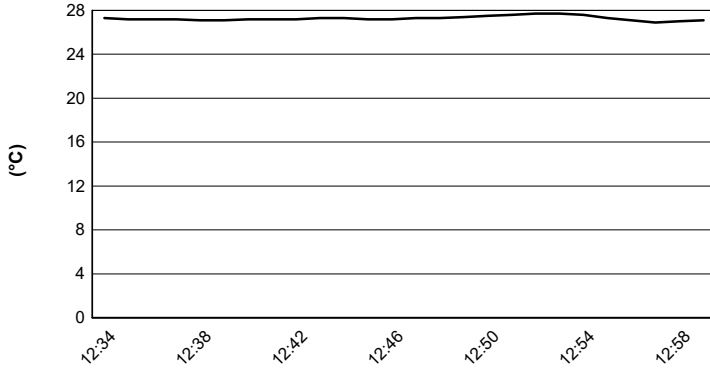
Imola Circuit 4.909 m

ACI Racing Weekend Imola, 1-2 Giugno 2024

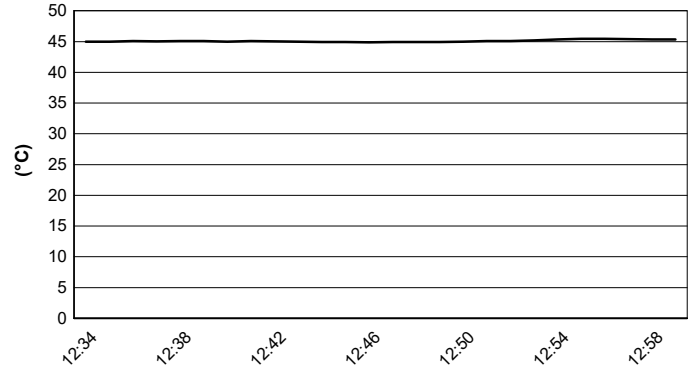
Zinox F2000 Trophy - Meteo Prove Libere 2

Session started 12:34 - Session ended 13:00


Air Temperature



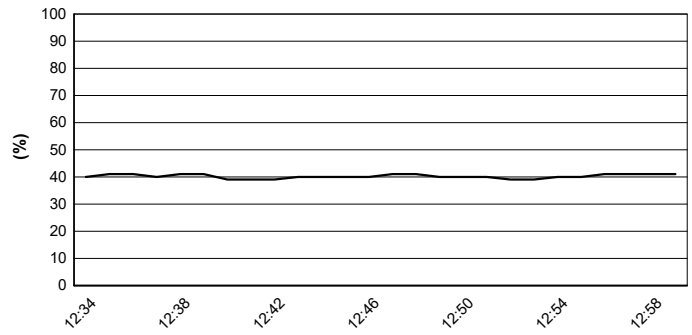
Track Temperature



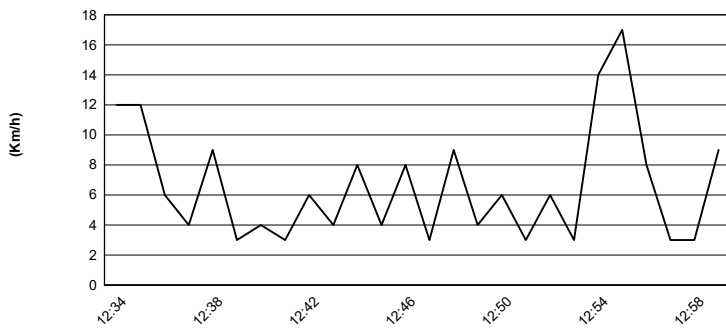
Air Pressure



Humidity



Wind Speed



Wind Direction

