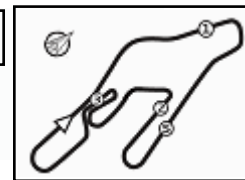




1.1

**ACI Racing Weekend Vallelunga, 15-16 Giugno 2024****Zinox F2000 Trophy - Classifica Prove Libere 1**

Vallelunga 4.085 m

1 / 2

Num.	Conduuttore	Naz	Concorrente	Team	Auto	Classe	Tempo	Dist.	Rel.	Giri
1	131 GALLI Francesco	ITA	Galli Francesco	G Motorport	F3 Dallara F320	SF	1'28.459			12
2	1 BERTA Benjamin	HUN	Franz Woss Racing	Franz Woss Racing	F3 Dallara F320	SF	1'28.724	0.265	0.265	13
3	32 SMIALEK Victor	CAN	Franz Woss Racing	Franz Woss Racing	F3 Dallara F316	PLAT	1'29.314	0.855	0.590	16
4	44 ZELLER Sandro	CHE	Jo Zeller Racing	Jo Zeller Racing	F3 Dallara F312	PLAT	1'29.371	0.912	0.057	15
5	8 RASERO Dino	ITA	Rasero Dino	Puresport	F3 Dallara F320	SF	1'30.011	1.552	0.640	13
6	20 LARSEN Stig	DNK	Franz Woss Racing	Franz Woss Racing	F3 Dallara F320	SF	1'30.366	1.907	0.355	15
7	46 PEREGO Riccardo	ITA	Perego Riccardo	Team Automobile Tricolore	F3 Dallara F317	PLAT	1'30.412	1.953	0.046	16
8	33 AL-MUHANNADI A. Shaheen	QAT	Al-Muhannadi Ahmad Shahee	Puresport	F3 Dallara F312	GOLD	1'31.918	3.459	1.506	14
9	88 SOLFAROLI Francesco	ITA	Solfaroli Francesco	Facondini Racing	F3 Dallara F317	PLAT	1'32.117	3.658	0.199	13
10	42 PEDETTI Davide	ITA	Pedetti Davide	Autodromos - Nannini Racing	F3 Dallara F316	GOLD	1'32.294	3.835	0.177	15
11	69 STENTELLA Enzo	ITA	Stentella Enzo	One Competition	F3 Dallara F317	PLAT	1'32.482	4.023	0.188	10
12	39 BONANOMI Edoardo	ITA	Bonanomi Edoardo	Team Automobile Tricolore	F3 Dallara F312	GOLD	1'32.520	4.061	0.038	12
13	96 KRATSCH Oliver	DEU	Kratsch Oliver	Facondini Racing	F3 Dallara F308	SILV	1'32.583	4.124	0.063	16
14	2 RÜTTIMANN Urs	CHE	Jo Zeller Racing	Jo Zeller Racing	F3 Dallara F308	GOLD	1'32.943	4.484	0.360	16
15	9 GIORDANO Giovanni	ITA	Giordano Giovanni	Giordano Motorsport	F3 Dallara F308	SILV	1'33.408	4.949	0.465	14
16	6 MILANI Enrico	ITA	Milani Enrico	Facondini Racing	F3 Dallara F308	GOLD	1'34.318	5.859	0.910	14
17	43 PEDETTI Giancarlo	ITA	Pedetti Giancarlo	Autodromos - Nannini Racing	F3 Dallara F316	GOLD	1'35.196	6.737	0.878	15
18	66 MARINARO Salvatore	ITA	Marinaro Salvatore	Sud Motorsport	F3 Dallara F310	SILV	1'35.574	7.115	0.378	14
19	12 LEDERMANN Christof	CHE	Ledermann Christof	Puresport	Formula Regional	GOLD	1'35.709	7.250	0.135	15
20	23 PORRI Federico	ITA	Porri Federico	One Competition	F3 Dallara F308	SILV	1'37.494	9.035	1.785	12

Umidità	62%	ARIA	19°C
Condizioni	DRY	Pista	32°C

Direttore di Gara : Dino Lodola

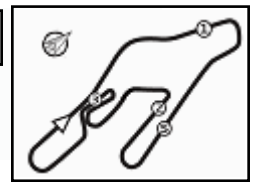
Direttore di Prova : Gianluca Marotta

14/06/2024	Inizio 09:40	Fine 10:06
------------	-----------------	---------------

Esposta alle:

Powered by FICr PERUGIA TIMING



**1.1****ACI Racing Weekend Vallelunga, 15-16 Giugno 2024****Zinox F2000 Trophy - Classifica Prove Libere 1**

Vallelunga 4.085 m

2 / 2

Penalty and Infringement**Fastest Laps Sequence**

Num.	Concorrente	Naz	Team	Auto	Local Time	Tempo	Dist.	Media
131	F. GALLI	ITA	G Motorport	F3 Dallara F320	09:43'28.120	1'33.073		158,005
131	F. GALLI	ITA	G Motorport	F3 Dallara F320	09:44'57.733	1'29.613	-3.460	164,106
131	F. GALLI	ITA	G Motorport	F3 Dallara F320	09:46'26.693	1'28.960	-0.653	165,310
1	B. BERTA	HUN	Franz Woss Racing	F3 Dallara F320	09:54'57.192	1'28.724	-0.236	165,750
131	F. GALLI	ITA	G Motorport	F3 Dallara F320	09:56'36.352	1'28.459	-0.265	166,247

Direttore di Gara : Dino Lodola

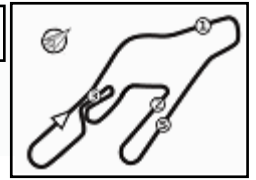
Direttore di Prova : Gianluca Marotta

14/06/2024 Inizio 09:40 Fine 10:06

Esposta alle:

Powered by FICr PERUGIA TIMING





ACI Racing Weekend Vallelunga, 15-16 Giugno 2024

Zinox F2000 Trophy - Best Sectors & Speed Prove Libere 1

MIGLIOR GIRO

1	131 GALLI Francesco	F3 Dallara F320	1'28.459
2	1 BERTA Benjamin	F3 Dallara F320	1'28.724
3	32 SMIALEK Victor	F3 Dallara F316	1'29.314
4	44 ZELLER Sandro	F3 Dallara F312	1'29.371
5	8 RASERO Dino	F3 Dallara F320	1'30.011
6	20 LARSEN Stig	F3 Dallara F320	1'30.366
7	46 PEREGO Riccardo	F3 Dallara F317	1'30.412
8	33 AL-MUHANNADI A. Shaheen	F3 Dallara F312	1'31.918
9	88 SOLFAROLI Francesco	F3 Dallara F317	1'32.117
10	42 PEDETTI Davide	F3 Dallara F316	1'32.294
11	69 STENTELLA Enzo	F3 Dallara F317	1'32.482
12	39 BONANOMI Edoardo	F3 Dallara F312	1'32.520
13	96 KRATSCH Oliver	F3 Dallara F308	1'32.583
14	2 RÜTTIMANN Urs	F3 Dallara F308	1'32.943
15	9 GIORDANO Giovanni	F3 Dallara F308	1'33.408
16	6 MILANI Enrico	F3 Dallara F308	1'34.318
17	43 PEDETTI Giancarlo	F3 Dallara F316	1'35.196
18	66 MARINARO Salvatore	F3 Dallara F310	1'35.574
19	12 LEDERMANN Christof	Formula Regional	1'35.709
20	23 PORRI Federico	F3 Dallara F308	1'37.494

SPEED

1	46 PEREGO Riccardo	F3 Dallara F317	232,3
2	131 GALLI Francesco	F3 Dallara F320	232,3
3	32 SMIALEK Victor	F3 Dallara F316	231,8
4	44 ZELLER Sandro	F3 Dallara F312	229,3
5	20 LARSEN Stig	F3 Dallara F320	229,3
6	69 STENTELLA Enzo	F3 Dallara F317	228,8
7	1 BERTA Benjamin	F3 Dallara F320	227,8
8	6 MILANI Enrico	F3 Dallara F308	227,4
9	12 LEDERMANN Christof	Formula Regional	226,9
10	8 RASERO Dino	F3 Dallara F320	226,9
11	33 AL-MUHANNADI A. Shaheen	F3 Dallara F312	225,9
12	42 PEDETTI Davide	F3 Dallara F316	224,5
13	2 RÜTTIMANN Urs	F3 Dallara F308	222,7
14	88 SOLFAROLI Francesco	F3 Dallara F317	222,2
15	23 PORRI Federico	F3 Dallara F308	221,3
16	66 MARINARO Salvatore	F3 Dallara F310	220,4
17	96 KRATSCH Oliver	F3 Dallara F308	220,4
18	39 BONANOMI Edoardo	F3 Dallara F312	220,4
19	43 PEDETTI Giancarlo	F3 Dallara F316	220,0
20	9 GIORDANO Giovanni	F3 Dallara F308	217,3

SEG. 1

1	32 SMIALEK Victor	12.641
2	46 PEREGO Riccardo	12.673
3	131 GALLI Francesco	12.695
4	69 STENTELLA Enzo	12.742
5	1 BERTA Benjamin	12.752
6	20 LARSEN Stig	12.782
7	44 ZELLER Sandro	12.809
8	8 RASERO Dino	12.856
9	33 AL-MUHANNADI A. Sha	12.941
10	88 SOLFAROLI Francesco	13.001
11	12 LEDERMANN Christof	13.019
12	42 PEDETTI Davide	13.038
13	6 MILANI Enrico	13.116
14	2 RÜTTIMANN Urs	13.162
15	96 KRATSCH Oliver	13.237
16	39 BONANOMI Edoardo	13.320
17	43 PEDETTI Giancarlo	13.353
18	66 MARINARO Salvatore	13.359
19	9 GIORDANO Giovanni	13.563
20	23 PORRI Federico	13.572

SEG. 2

1	131 GALLI Francesco	30.404
2	1 BERTA Benjamin	30.597
3	32 SMIALEK Victor	30.766
4	44 ZELLER Sandro	30.799
5	8 RASERO Dino	30.907
6	20 LARSEN Stig	31.031
7	46 PEREGO Riccardo	31.067
8	33 AL-MUHANNADI A. Sha	31.646
9	42 PEDETTI Davide	31.664
10	88 SOLFAROLI Francesco	31.793
11	69 STENTELLA Enzo	31.848
12	96 KRATSCH Oliver	31.869
13	2 RÜTTIMANN Urs	31.895
14	39 BONANOMI Edoardo	31.911
15	9 GIORDANO Giovanni	32.085
16	6 MILANI Enrico	32.479
17	43 PEDETTI Giancarlo	32.554
18	66 MARINARO Salvatore	32.954
19	12 LEDERMANN Christof	33.121
20	23 PORRI Federico	33.587

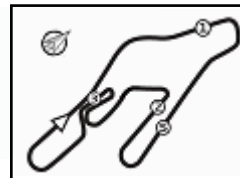
SEG. 3

1	131 GALLI Francesco	26.768
2	1 BERTA Benjamin	26.854
3	32 SMIALEK Victor	27.074
4	44 ZELLER Sandro	27.091
5	8 RASERO Dino	27.251
6	46 PEREGO Riccardo	27.309
7	20 LARSEN Stig	27.437
8	33 AL-MUHANNADI A. Sha	27.486
9	39 BONANOMI Edoardo	27.556
10	88 SOLFAROLI Francesco	27.748
11	96 KRATSCH Oliver	27.863
12	42 PEDETTI Davide	27.907
13	9 GIORDANO Giovanni	27.959
14	2 RÜTTIMANN Urs	28.147
15	69 STENTELLA Enzo	28.384
16	6 MILANI Enrico	28.580
17	43 PEDETTI Giancarlo	28.719
18	66 MARINARO Salvatore	28.757
19	12 LEDERMANN Christof	29.156
20	23 PORRI Federico	29.474

SEG. 4

1	1 BERTA Benjamin	18.141
2	131 GALLI Francesco	18.348
3	44 ZELLER Sandro	18.525
4	8 RASERO Dino	18.674
5	32 SMIALEK Victor	18.748
6	20 LARSEN Stig	18.761
7	69 STENTELLA Enzo	19.091
8	33 AL-MUHANNADI A. Sha	19.138
9	46 PEREGO Riccardo	19.156
10	96 KRATSCH Oliver	19.225
11	88 SOLFAROLI Francesco	19.331
12	39 BONANOMI Edoardo	19.340
13	9 GIORDANO Giovanni	19.361
14	42 PEDETTI Davide	19.377
15	2 RÜTTIMANN Urs	19.489
16	6 MILANI Enrico	19.886
17	12 LEDERMANN Christof	20.177
18	66 MARINARO Salvatore	20.221
19	43 PEDETTI Giancarlo	20.292
20	23 PORRI Federico	20.474





ACI Racing Weekend Vallelunga, 15-16 Giugno 2024

Zinox F2000 Trophy - Ideal Time Prove Libere 1

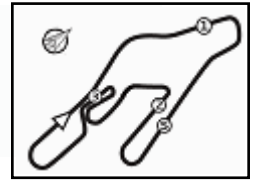
Vallelunga 4.085 m

Num. Conduattore	Auto	Seg. 1	Seg. 2	Seg. 3	Seg. 4	Ideal Time		
		Diff. 1	Diff. 2	Diff. 3	Diff. 4	Miglior Giro	Pos.	Diff.
1 131 GALLI F. (ITA)	F3 Dallara F320	12.695 +0.099	30.404 +0.145	26.768	18.348	1'28.215 1'28.459	1	0.244
2 1 BERTA B. (HUN)	F3 Dallara F320	12.752 +0.130	30.597 +0.131	26.854	18.141 +0.119	1'28.344 1'28.724	2	0.380
3 44 ZELLER S. (CHE)	F3 Dallara F312	12.809 +0.070	30.799	27.091	18.525 +0.077	1'29.224 1'29.371	4	0.147
4 32 SMIALEK V. (CAN)	F3 Dallara F316	12.641 +0.068	30.766	27.074	18.748 +0.017	1'29.229 1'29.314	3	0.085
5 8 RASERO D. (ITA)	F3 Dallara F320	12.856 +0.134	30.907	27.251 +0.052	18.674 +0.137	1'29.688 1'30.011	5	0.323
6 20 LARSEN S. (DNK)	F3 Dallara F320	12.782 +0.092	31.031 +0.149	27.437	18.761 +0.114	1'30.011 1'30.366	6	0.355
7 46 PEREGO R. (ITA)	F3 Dallara F317	12.673 +0.094	31.067	27.309 +0.064	19.156 +0.049	1'30.205 1'30.412	7	0.207
8 33 AL-MUHANNADI A. (QA)	F3 Dallara F312	12.941 +0.183	31.646 +0.252	27.486 +0.272	19.138	1'31.211 1'31.918	8	0.707
9 88 SOLFAROLI F. (ITA)	F3 Dallara F317	13.001 +0.232	31.793 +0.012	27.748	19.331	1'31.873 1'32.117	9	0.244
10 42 PEDETTI D. (ITA)	F3 Dallara F316	13.038 +0.132	31.664	27.907	19.377 +0.176	1'31.986 1'32.294	10	0.308
11 69 STENTELLA E. (ITA)	F3 Dallara F317	12.742	31.848	28.384	19.091 +0.417	1'32.065 1'32.482	11	0.417
12 39 BONANOMI E. (ITA)	F3 Dallara F312	13.320 +0.039	31.911	27.556 +0.146	19.340 +0.208	1'32.127 1'32.520	12	0.393
13 96 KRATSCH O. (DEU)	F3 Dallara F308	13.237 +0.136	31.869 +0.253	27.863	19.225	1'32.194 1'32.583	13	0.389
14 2 RÜTTIMANN U. (CHE)	F3 Dallara F308	13.162 +0.045	31.895 +0.205	28.147	19.489	1'32.693 1'32.943	14	0.250
15 9 GIORDANO G. (ITA)	F3 Dallara F308	13.563 +0.046	32.085 +0.285	27.959 +0.022	19.361 +0.087	1'32.968 1'33.408	15	0.440
16 6 MILANI E. (ITA)	F3 Dallara F308	13.116 +0.149	32.479	28.580 +0.036	19.886 +0.072	1'34.061 1'34.318	16	0.257
17 43 PEDETTI G. (ITA)	F3 Dallara F316	13.353	32.554	28.719 +0.232	20.292 +0.046	1'34.918 1'35.196	17	0.278
18 66 MARINARO S. (ITA)	F3 Dallara F310	13.359 +0.003	32.954 +0.061	28.757 +0.219	20.221	1'35.291 1'35.574	18	0.283
19 12 LEDERMANN C. (CHE)	Formula Regional	13.019 +0.064	33.121	29.156 +0.172	20.177	1'35.473 1'35.709	19	0.236
20 23 PORRI F. (ITA)	F3 Dallara F308	13.572	33.587	29.474 +0.372	20.474 +0.015	1'37.107 1'37.494	20	0.387
Ideal Time Assoluto		12.641	30.404	26.768	18.141	1'27.954		





1.4



ACI Racing Weekend Vallelunga, 15-16 Giugno 2024
Zinox F2000 Trophy - Analisi Tempi Prove Libere 1

Vallelunga 4.085 m

2 / 3

Table with 8 columns: Giro, Seg.1, Seg.2, Seg.3, Seg.4, T. Giro, km/h, Local Time. Rows 15 and 16.

Table with 8 columns: Giro, Seg.1, Seg.2, Seg.3, Seg.4, T. Giro, km/h, Local Time. Rows 4-14.

23 F. PORRI (1'37.494)

Table with 8 columns: Giro, Seg.1, Seg.2, Seg.3, Seg.4, T. Giro, km/h, Local Time. Rows 1-14.

42 D. PEDETTI (1'32.294)

Table with 8 columns: Giro, Seg.1, Seg.2, Seg.3, Seg.4, T. Giro, km/h, Local Time. Rows 1-16.

32 V. SMIALEK (1'29.314)

Table with 8 columns: Giro, Seg.1, Seg.2, Seg.3, Seg.4, T. Giro, km/h, Local Time. Rows 1-17.

43 G. PEDETTI (1'35.196)

Table with 8 columns: Giro, Seg.1, Seg.2, Seg.3, Seg.4, T. Giro, km/h, Local Time. Rows 1-16.

33 A. AL-MUHANADI (1'31.918)

Table with 8 columns: Giro, Seg.1, Seg.2, Seg.3, Seg.4, T. Giro, km/h, Local Time. Rows 1-15.

44 S. ZELLER (1'29.371)

Table with 8 columns: Giro, Seg.1, Seg.2, Seg.3, Seg.4, T. Giro, km/h, Local Time. Rows 1-11.

39 E. BONANOMI (1'32.520)

Table with 8 columns: Giro, Seg.1, Seg.2, Seg.3, Seg.4, T. Giro, km/h, Local Time. Rows 1-3.

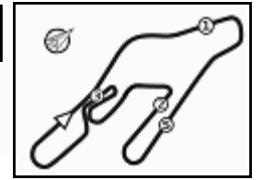
14/06/2024 P = Box In/Out - C = Tempo Invaldato

Powered by FICr PERUGIA TIMING





1.5



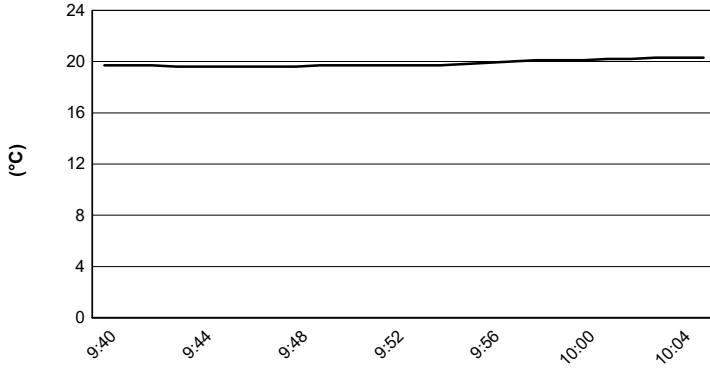
Vallelunga 4.085 m

ACI Racing Weekend Vallelunga, 15-16 Giugno 2024

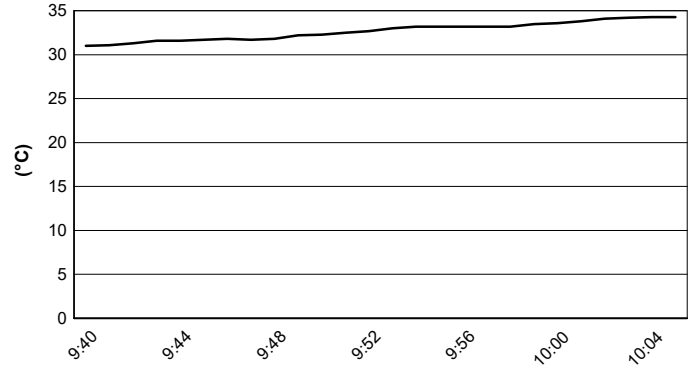
Zinox F2000 Trophy - Meteo Prove Libere 1

Session started 09:40 - Session ended 10:06


Air Temperature



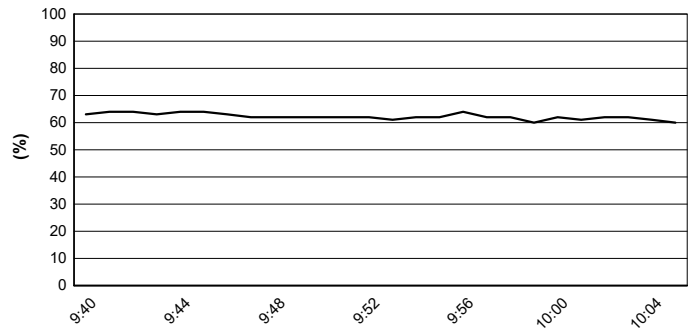
Track Temperature



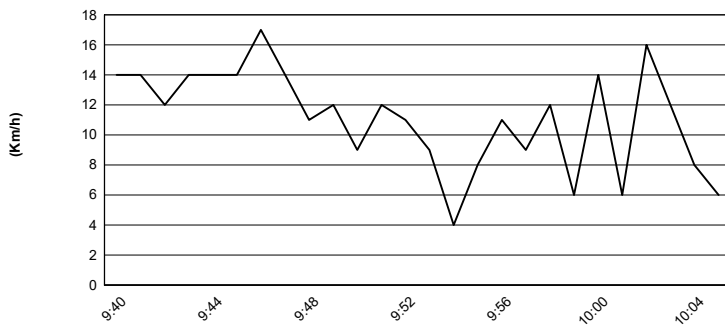
Air Pressure



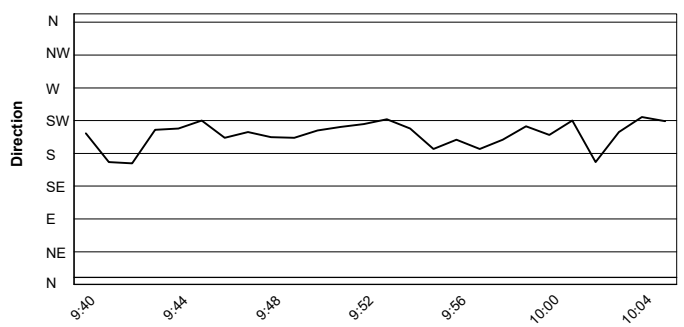
Humidity



Wind Speed



Wind Direction



14/06/2024

