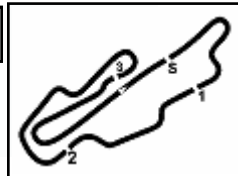


ACI Racing Weekend Mugello, 24-25 Agosto 2024

Zinox F2000 Trophy - Griglia Gara 1 (Durata: 25' +1 Giro)

| | | | | | |
|----|-----|--|--------------------|--|--|
| 18 | 9 | GIORDANO G. Giordano Motorsport | F3 | | |
| 17 | 12 | LEDERMANN C. Puresport | Formula | | |
| 16 | 34 | CONTI S. Ruote Scoperte M. | Tatuus 2'10.433 | | |
| 15 | 122 | GROER N. Team Hoffmann Racing | Tatuus 1'58.065 | | |
| 14 | 92 | CATALDO R. Team Perodi | Tatuus 1'55.249 | | |
| 13 | 94 | FOUCHE A. Neri Autosport | Tatuus 1'54.900 | | |
| 12 | 95 | NOAL S. Derva Corse | Tatuus 1'52.115 | | |
| 11 | 4 | ROWE R. Team Hoffmann Racing | F3 1'51.592 | | |
| 10 | 26 | TANJU E. Viola Formula Racing | Tatuus 1'50.169 | | |
| 9 | 7 | SARTORI K. Speed Motor | Tatuus 1'49.182 | | |
| 8 | 43 | PEDETTI G. Autodromos - Nannini Racing | F3 1'47.484 | | |
| 7 | 33 | AL-MUHANNADI A. Puresport | F3 1'46.232 | | |
| 6 | 46 | PEREGO R. Team Automobile Tricolore | F3 1'45.447 | | |
| 5 | 11 | BHOLEN K. Jo Zeller Racing | F3 1'44.466 | | |
| 4 | 20 | LARSEN S. Franz Woss Racing | F3 1'44.093 | | |
| 3 | 44 | ZELLER S. Jo Zeller Racing | F3 1'42.508 | | |
| 2 | 212 | BRAJNIK P. ASU NV Racing | F3 1'41.974 | | |
| 1 | 1 | BERTA B. Franz Woss Racing | F3 1'41.055 | | |
| | 14 | BENALLI A. Puresport | F3 | | |
| | 16 | FRUNCILLO S. Scuderia Cirelli | Tatuus 2'24.733 | | |
| | 125 | SISKA R. Franz Woss Racing | Tatuus 2'02.836 | | |
| | 10 | IANNACCONE L. Neri Autosport | F3 1'57.627 | | |
| | 40 | CAVIGIOLI A. Derva Corse | Tatuus 1'55.027 | | |
| | 2 | BALESTRINI L. Viola Formula Racing | F3 1'54.277 | | |
| | 21 | VAGLIO U. Living Kc | F3 1'52.010 | | |
| | 56 | ZELTNER T. Jo Zeller Racing | F3 1'50.873 | | |
| | 67 | ZUCCO A. Viola Formula Racing | Tatuus 1'49.222 | | |
| | 91 | CLAVAUD J. Stac | Tatuus 1'48.890 | | |
| | 39 | BONANOMI E. Team Automobile Tricolore | F3 1'46.340 | | |
| | 22 | PETROPOULOS A. Team Hoffmann Racing | F3 1'45.987 | | |
| | 65 | ROUBICEK R. Stkmelnik.cz | F3 1'45.394 | | |
| | 69 | STENTELLA E. One Competition | F3 1'44.179 | | |
| | 8 | RASERO D. Puresport | F3 1'44.032 | | |
| | 32 | SMIALEK V. Franz Woss Racing | F3 1'42.208 | | |
| | 131 | GALLI F. G Motorsport | F3 1'41.556 | | |





ACI Racing Weekend Mugello, 24-25 Agosto 2024

Zinox F2000 Trophy - Classifica Gara 1

Giri 14 = 73,430 km - Media 157,456 km/h - Tempo di gara 27'58.866

| Num. | Conditore | Naz | Concorrente | Team | Auto | Classe | Giri | Tempo | Dist. | Rel. | Giro Veloce |
|------------------------------|-----------------------------------|-----|--------------------------|-----------------------------|------------------|--------|------|-----------|-----------------|-----------------|-------------------|
| 1 | 44 ZELLER Sandro | CHE | Jo Zeller Racing | Jo Zeller Racing | F3 Dallara F312 | PLAT | 14 | 27'58.866 | | | 3 1'42.674 |
| 2 | 32 SMIALEK Victor | CAN | Franz Woss Racing | Franz Woss Racing | F3 Dallara F316 | PLAT | 14 | 28'03.505 | 4.639 | 4.639 | 3 1'42.882 |
| 3 | 212 BRAJNIK Paolo | ITA | ASU NV Racing | ASU NV Racing | F3 Dallara F320 | SF | 14 | 28'03.752 | 4.886 | 0.247 | 3 1'43.144 |
| 4 | 69 STENTELLA Enzo | ITA | Stentella Enzo | One Competition | F3 Dallara F317 | PLAT | 14 | 28'08.565 | 9.699 | 4.813 | 2 1'44.494 |
| 5 | 65 ROUBICEK Roman | CZE | Stkmelnik.cz | Stkmelnik.cz | F3 Dallara F320 | SF | 14 | 28'10.543 | 11.677 | 1.978 | 9 1'45.555 |
| 6 | 8 RASERO Dino | ITA | Rasero Dino | Puresport | F3 Dallara F320 | SF | 14 | 28'11.308 | 12.442 | 0.765 | 3 1'44.795 |
| 7 | 20 LARSEN Stig | DNK | Franz Woss Racing | Franz Woss Racing | F3 Dallara F320 | SF | 14 | 28'12.946 | 14.080 | 1.638 | 3 1'45.451 |
| 8 | 14 BENALLI Andrea | ITA | Benalli Andrea | Puresport | F3 Dallara F317 | PLAT | 14 | 28'13.111 | 14.245 | 0.165 | 9 1'44.512 |
| 9 | 46 PEREGO Riccardo | ITA | Perego Riccardo | Team Automobile Tricolore | F3 Dallara F317 | PLAT | 14 | 28'13.604 | 14.738 | 0.493 | 3 1'45.815 |
| 10 | 11 BHOLEN Kurt | CHE | Jo Zeller Racing | Jo Zeller Racing | F3 Dallara F316 | | 14 | 28'18.810 | 19.944 | 5.206 | 2 1'46.091 |
| 11 | 39 BONANOMI Edoardo | ITA | Bonanomi Edoardo | Team Automobile Tricolore | F3 Dallara F312 | GOLD | 14 | 28'20.477 | 21.611 | 1.667 | 6 1'48.386 |
| 12 | 43 PEDETTI Giancarlo | ITA | Pedetti Giancarlo | Autodromos - Nannini Racing | F3 Dallara F316 | GOLD | 14 | 28'20.785 | 21.919 | 0.308 | 2 1'49.344 |
| 13 | 91 CLAVAUD Jeremy | FRA | Clavaud Jeremy | Stac | Tatuus FR 2.0 | F2C | 14 | 28'26.695 | 27.829 | 5.910 | 7 1'50.300 |
| 14P | 131 GALLI Francesco | ITA | Galli Francesco | G Motorsport | F3 Dallara F320 | SF | 14 | 28'26.779 | 27.913 | 0.084 | 2 1'42.589 |
| 15P | 56 ZELTNER Thomas | CHE | Jo Zeller Racing | Jo Zeller Racing | F3 Dallara F314 | PLAT | 14 | 28'27.383 | 28.517 | 0.604 | 8 1'48.831 |
| 16 | 67 ZUCCO Alessandro | ITA | Viola Andrea | Viola Formula Racing | Tatuus FR 2.0 | F2C | 14 | 29'19.452 | 1'20.586 | 52.069 | 3 1'51.229 |
| 17 | 21 VAGLIO Umberto | ITA | Vaglio Umberto | Living Kc | F3 Dallara F308 | SILV | 14 | 29'25.516 | 1'26.650 | 6.064 | 6 1'51.829 |
| 18 | 7 SARTORI Karim | ITA | Sartori Karim | Speed Motor | Tatuus FR 2.0 | F2C | 14 | 29'29.209 | 1'30.343 | 3.693 | 2 1'51.467 |
| 19 | 26 TANJU Emir | TUR | Ippoliti Fausto | Viola Formula Racing | Tatuus FR 2.0 | F2C | 14 | 29'29.346 | 1'30.480 | 0.137 | 3 1'51.399 |
| 20 | 12 LEDERMANN Christof | CHE | Ledermann Christof | Puresport | Formula Regional | GOLD | 14 | 29'36.309 | 1'37.443 | 6.963 | 6 1'52.921 |
| 21 | 2 BALESTRINI Laurence | ITA | Balestrini Laurence | Viola Formula Racing | F3 Dallara F317 | PLAT | 14 | 29'37.119 | 1'38.253 | 0.810 | 9 1'52.634 |
| 22 | 9 GIORDANO Giovanni | ITA | Giordano Giovanni | Giordano Motorsport | F3 Dallara F308 | SILV | 14 | 29'42.085 | 1'43.219 | 4.966 | 6 1'50.796 |
| 23P | 95 NOAL Stefano | ITA | Noal Stefano | Derva Corse | Tatuus FR 2.0 | F2C | 14 | 29'47.514 | 1'48.648 | 5.429 | 5 1'53.162 |
| 24 | 94 FOUCHE Arthur | FRA | Fouche Arthur | Neri Autosport | Tatuus FR 2.0 | F2C | 13 | 28'16.581 | 1 Giro | 1 Giro | 9 1'54.809 |
| 25 | 92 CATALDO Romano | ITA | Cataldo Romano | Team Perodi | Tatuus FR 2.0 | F2C | 13 | 28'22.017 | 1 Giro | 5.436 | 5 1'57.292 |
| 26 | 40 CAVIGIOLI Andrea | ITA | Cavigioli Andrea | Derva Corse | Tatuus FR 2.0 | F2C | 13 | 28'22.121 | 1 Giro | 0.104 | 8 1'54.131 |
| 27 | 122 GROER Norbert | AUT | Team Hoffmann Racing | Team Hoffmann Racing | Tatuus FR 2.0 | | 13 | 28'32.720 | 1 Giro | 10.599 | 8 2'00.431 |
| 28 | 10 IANNACCONE Luca | ITA | Iannaccone Luca | Neri Autosport | F3 Dallara F308 | BRONZ | 13 | 28'44.522 | 1 Giro | 11.802 | 4 2'01.384 |
| 29 | 125 SISKA Robert | USA | Franz Woss Racing | Franz Woss Racing | Tatuus FR 2.0 | | 13 | 29'45.197 | 1 Giro | 1'00.675 | 13 2'03.714 |
| 30 | 34 CONTI Sergio | ITA | Conti Sergio | Ruote Scoperte M. | Tatuus F4 | ENTRY | 11 | 28'43.889 | 3 Giri | 2 Giri | 2 2'19.210 |
| 31 | 16 FRUNCILLO Sara | ITA | Fruncillo Sara | Scuderia Cirelli | Tatuus F4 | ENTRY | 10 | 28'06.806 | 4 Giri | 1 Giro | 2 2'26.340 |
| 32 | 4 ROWE Robert | AUS | Team Hoffmann Racing | Team Hoffmann Racing | F3 Dallara F312 | | 9 | 17'03.450 | 5 Giri | 1 Giro | 2 1'50.886 |
| 33 | 22 PETROPOULOS Andre | DEU | Team Hoffmann Racing | Team Hoffmann Racing | F3 Dallara F316 | GOLD | 9 | 17'03.851 | 5 Giri | 0.401 | 2 1'48.035 |
| ----- Non Classificati ----- | | | | | | | | | | | |
| R/TP | 1 BERTA Benjamin | HUN | Franz Woss Racing | Franz Woss Racing | F3 Dallara F320 | SF | 7 | 18'52.298 | 7 Giri | | 2 1'42.083 |
| R/IT | 33 AL-MUHANNADI A. Shaheen | QAT | Al-Muhannadi Ahmad Shahe | Puresport | F3 Dallara F312 | GOLD | 4 | 7'21.824 | 10 Giri | | 2 1'46.210 |

Partenti: 35 Classificati: 33 Non Classificati: 0 Ritirati: 2 Non Partiti: 0

Giro Veloce N. 2 Num. 1 Benjamin Berta 2 Tempo 1'42.083 Media. 184,967 Km/h

| | | | |
|------------|-----|-------|------|
| Umidità | 36% | Aria | 32°C |
| Condizioni | DRY | Pista | 52°C |

Penalty and Infringment

| | | |
|-------|----------------------|---|
| 13.54 | 1 B. BERTA | #1 Penalty Time 2 Min - Use Short Track |
| 15.51 | 131 F. GALLI | Time Penalty 5 sec. decisione n. 7 dei CCSS |
| 16.54 | 56 T. ZELTNER | Time Penalty 5 sec. decisione n. 8 dei CCSS |
| 16.54 | 95 S. NOAL | Time Penalty 5 sec. decisione n. 9 dei CCSS |

Stewards : Ronny Guarini Franco Leoni Franco Trinci

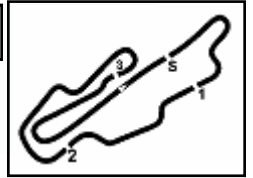
Inizio 24/08/2024 13:42 Fine 14:13

Esposta alle:





5.3



Aut.Int. Mugello 5.245 m

ACI Racing Weekend Mugello, 24-25 Agosto 2024

Zinox F2000 Trophy - Classifica di Classe Bronze Gara 1

Giri 13 = 68,185 km - Media 142,339 km/h - Tempo di gara 28'44.522

| Num. | Conditore | Naz | Concorrente | Team | Auto | Classe | Giri | Tempo | Dist. | Rel. | Giro Veloce |
|------|--------------------|-----|-----------------|----------------|-----------------|--------|------|-----------|-------|------|-------------|
| 1 | 10 IANNACCONE Luca | ITA | Iannaccone Luca | Neri Autosport | F3 Dallara F308 | BRONZ | 13 | 28'44.522 | | | 4 2'01.384 |

Partenti: 1 Classificati: 1 Non Classificati: 0 Ritirati: 0 Non Partiti: 0

Giro Veloce N. 4 Num. 10 Luca Iannaccone Tempo 2'01.384 Media. 155,556 Km/h

| | | | |
|------------|-----|-------|------|
| Umidità | 36% | Aria | 32°C |
| Condizioni | DRY | Pista | 52°C |

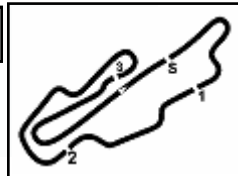
Stewards : Ronny Guarini Franco Leoni Franco Trinci

24/08/2024 Inizio 13:42 Fine 14:13

Esposta alle:

Powered by FICr PERUGIA TIMING





ACI Racing Weekend Mugello, 24-25 Agosto 2024

Zinox F2000 Trophy - Classifica di Classe Drexler F3 Cup Gara 1

Aut.Int. Mugello 5.245 m

Giri 14 = 73,430 km - Media 157,456 km/h - Tempo di gara 27'58.866

| Num. | Conditore | Naz | Concorrente | Team | Auto | Classe | Giri | Tempo | Dist. | Rel. | Giro Veloce |
|------------------------------|-----------------------------------|-----|--------------------------|---------------------------|------------------|--------|------|-----------|-----------------|-----------------|-------------------|
| 1 | 44 ZELLER Sandro | CHE | Jo Zeller Racing | Jo Zeller Racing | F3 Dallara F312 | PLAT | 14 | 27'58.866 | | | 3 1'42.674 |
| 2 | 32 SMIALEK Victor | CAN | Franz Woss Racing | Franz Woss Racing | F3 Dallara F316 | PLAT | 14 | 28'03.505 | 4.639 | 4.639 | 3 1'42.882 |
| 3 | 212 BRAJNIK Paolo | ITA | ASU NV Racing | ASU NV Racing | F3 Dallara F320 | SF | 14 | 28'03.752 | 4.886 | 0.247 | 3 1'43.144 |
| 4 | 69 STENTELLA Enzo | ITA | Stentella Enzo | One Competition | F3 Dallara F317 | PLAT | 14 | 28'08.565 | 9.699 | 4.813 | 2 1'44.494 |
| 5 | 65 ROUBICEK Roman | CZE | Stkmelnik.cz | Stkmelnik.cz | F3 Dallara F320 | SF | 14 | 28'10.543 | 11.677 | 1.978 | 9 1'45.555 |
| 6 | 8 RASERO Dino | ITA | Rasero Dino | Puresport | F3 Dallara F320 | SF | 14 | 28'11.308 | 12.442 | 0.765 | 3 1'44.795 |
| 7 | 20 LARSEN Stig | DNK | Franz Woss Racing | Franz Woss Racing | F3 Dallara F320 | SF | 14 | 28'12.946 | 14.080 | 1.638 | 3 1'45.451 |
| 8 | 14 BENALLI Andrea | ITA | Benalli Andrea | Puresport | F3 Dallara F317 | PLAT | 14 | 28'13.111 | 14.245 | 0.165 | 9 1'44.512 |
| 9 | 46 PEREGO Riccardo | ITA | Perego Riccardo | Team Automobile Tricolore | F3 Dallara F317 | PLAT | 14 | 28'13.604 | 14.738 | 0.493 | 3 1'45.815 |
| 10 | 11 BHOLEN Kurt | CHE | Jo Zeller Racing | Jo Zeller Racing | F3 Dallara F316 | | 14 | 28'18.810 | 19.944 | 5.206 | 2 1'46.091 |
| 11P | 131 GALLI Francesco | ITA | Galli Francesco | G Motorsport | F3 Dallara F320 | SF | 14 | 28'26.779 | 27.913 | 7.969 | 2 1'42.589 |
| 12P | 56 ZELTNER Thomas | CHE | Jo Zeller Racing | Jo Zeller Racing | F3 Dallara F314 | PLAT | 14 | 28'27.383 | 28.517 | 0.604 | 8 1'48.831 |
| 13 | 12 LEDERMANN Christof | CHE | Ledermann Christof | Puresport | Formula Regional | GOLD | 14 | 29'36.309 | 1'37.443 | 1'08.926 | 6 1'52.921 |
| 14 | 2 BALESTRINI Laurence | ITA | Balestrini Laurence | Viola Formula Racing | F3 Dallara F317 | PLAT | 14 | 29'37.119 | 1'38.253 | 0.810 | 9 1'52.634 |
| 15 | 22 PETROPOULOS Andre | DEU | Team Hoffmann Racing | Team Hoffmann Racing | F3 Dallara F316 | GOLD | 9 | 17'03.851 | 5 Giri | 5 Giri | 2 1'48.035 |
| ----- Non Classificati ----- | | | | | | | | | | | |
| R1/P | 1 BERTA Benjamin | HUN | Franz Woss Racing | Franz Woss Racing | F3 Dallara F320 | SF | 7 | 18'52.298 | 7 Giri | | 2 1'42.083 |
| R1/T | 33 AL-MUHANNADI A. Shaheen | QAT | Al-Muhannadi Ahmad Shahe | Puresport | F3 Dallara F312 | GOLD | 4 | 7'21.824 | 10 Giri | | 2 1'46.210 |

Partenti: 17 Classificati: 15 Non Classificati: 0 Ritirati: 2 Non Partiti: 0

Giro Veloce N. 2 Num. 1 Benjamin Berta 2 Tempo 1'42.083 Media. 184,967 Km/h

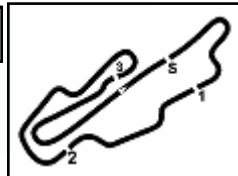
| | | | |
|------------|-----|-------|------|
| Umidità | 36% | Aria | 32°C |
| Condizioni | DRY | Pista | 52°C |

Stewards : Ronny Guarini Franco Leoni Franco Trinci

24/08/2024 Inizio 13:42 Fine 14:13

Esposta alle:





Aut.Int. Mugello 5.245 m

ACI Racing Weekend Mugello, 24-25 Agosto 2024

Zinox F2000 Trophy - Classifica di Classe Drexler Light Gara 1

Giri 14 = 73,430 km - Media 154,889 km/h - Tempo di gara 28'26.695

| Num. | Conduttore | Naz | Concorrente | Team | Auto | Classe | Giri | Tempo | Dist. | Rel. | Giro | Veloce |
|------|----------------------------|-----|----------------------|----------------------|---------------|--------|------|-----------|-----------------|-----------------|------|-----------------|
| 1 | 91 CLAVAUD Jeremy | FRA | Clavaud Jeremy | Stac | Tatuus FR 2.0 | F2C | 14 | 28'26.695 | | | 7 | 1'50.300 |
| 2 | 67 ZUCCO Alessandro | ITA | Viola Andrea | Viola Formula Racing | Tatuus FR 2.0 | F2C | 14 | 29'19.452 | 52.757 | 52.757 | 3 | 1'51.229 |
| 3 | 7 SARTORI Karim | ITA | Sartori Karim | Speed Motor | Tatuus FR 2.0 | F2C | 14 | 29'29.209 | 1'02.514 | 9.757 | 2 | 1'51.467 |
| 4 | 26 TANJU Emir | TUR | Ippoliti Fausto | Viola Formula Racing | Tatuus FR 2.0 | F2C | 14 | 29'29.346 | 1'02.651 | 0.137 | 3 | 1'51.399 |
| 5P | 95 NOAL Stefano | ITA | Noal Stefano | Derva Corse | Tatuus FR 2.0 | F2C | 14 | 29'47.514 | 1'20.819 | 18.168 | 5 | 1'53.162 |
| 6 | 94 FOUCHE Arthur | FRA | Fouche Arthur | Neri Autosport | Tatuus FR 2.0 | F2C | 13 | 28'16.581 | 1 Giro | 1 Giro | 9 | 1'54.809 |
| 7 | 92 CATALDO Romano | ITA | Cataldo Romano | Team Perodi | Tatuus FR 2.0 | F2C | 13 | 28'22.017 | 1 Giro | 5.436 | 5 | 1'57.292 |
| 8 | 40 CAVIGIOLI Andrea | ITA | Caviglioli Andrea | Derva Corse | Tatuus FR 2.0 | F2C | 13 | 28'22.121 | 1 Giro | 0.104 | 8 | 1'54.131 |
| 9 | 122 GROER Norbert | AUT | Team Hoffmann Racing | Team Hoffmann Racing | Tatuus FR 2.0 | | 13 | 28'32.720 | 1 Giro | 10.599 | 8 | 2'00.431 |
| 10 | 125 SISKA Robert | USA | Franz Woss Racing | Franz Woss Racing | Tatuus FR 2.0 | | 13 | 29'45.197 | 1 Giro | 1'12.477 | 13 | 2'03.714 |
| 11 | 34 CONTI Sergio | ITA | Conti Sergio | Ruote Scoperte M. | Tatuus F4 | ENTRY | 11 | 28'43.889 | 3 Giri | 2 Giri | 2 | 2'19.210 |
| 12 | 16 FRUNCILLO Sara | ITA | Fruncillo Sara | Scuderia Cirelli | Tatuus F4 | ENTRY | 10 | 28'06.806 | 4 Giri | 1 Giro | 2 | 2'26.340 |

Partenti: 12 Classificati: 12 Non Classificati: 0 Ritirati: 0 Non Partiti: 0

Giro Veloce N. 7 Num. 91 Jeremy Clavaud Tempo 1'50.300 Media. 171,188 Km/h

| | | | |
|------------|-----|-------|------|
| Umidità | 36% | Aria | 32°C |
| Condizioni | DRY | Pista | 52°C |

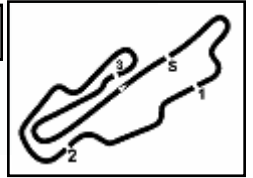
Stewards : Ronny Guarini Franco Leoni Franco Trinci

24/08/2024 Inizio 13:42 Fine 14:13

Esposta alle:

Powered by FICr PERUGIA TIMING





Aut.Int. Mugello 5.245 m

ACI Racing Weekend Mugello, 24-25 Agosto 2024

Zinox F2000 Trophy - Classifica di Classe Drexler F3 Trophy Gara 1

Giri 14 = 73,430 km - Media 155,455 km/h - Tempo di gara 28'20.477

| Num. | Conducente | Naz | Concorrente | Team | Auto | Classe | Giri | Tempo | Dist. | Rel. | Giro Veloce |
|------|-----------------------------|-----|----------------------|-----------------------------|-----------------|--------|------|-----------|-----------------|-----------------|-------------------|
| 1 | 39 BONANOMI Edoardo | ITA | Bonanomi Edoardo | Team Automobile Tricolore | F3 Dallara F312 | GOLD | 14 | 28'20.477 | | | 6 1'48.386 |
| 2 | 43 PEDETTI Giancarlo | ITA | Pedetti Giancarlo | Autodromos - Nannini Racing | F3 Dallara F316 | GOLD | 14 | 28'20.785 | 0.308 | 0.308 | 2 1'49.344 |
| 3 | 21 VAGLIO Umberto | ITA | Vaglio Umberto | Living Kc | F3 Dallara F308 | SILV | 14 | 29'25.516 | 1'05.039 | 1'04.731 | 6 1'51.829 |
| 4 | 9 GIORDANO Giovanni | ITA | Giordano Giovanni | Giordano Motorsport | F3 Dallara F308 | SILV | 14 | 29'42.085 | 1'21.608 | 16.569 | 6 1'50.796 |
| 5 | 10 IANNACCONE Luca | ITA | Iannaccone Luca | Neri Autosport | F3 Dallara F308 | BRONZ | 13 | 28'44.522 | 1 Giro | 1 Giro | 4 2'01.384 |
| 6 | 4 ROWE Robert | AUS | Team Hoffmann Racing | Team Hoffmann Racing | F3 Dallara F312 | | 9 | 17'03.450 | 5 Giri | 4 Giri | 2 1'50.886 |

Partenti: 6 Classificati: 6 Non Classificati: 0 Ritirati: 0 Non Partiti: 0

Giro Veloce N. 6 Num. 39 Edoardo Bonanomi Tempo 1'48.386 Media. 174,211 Km/h

| | | | |
|------------|-----|-------|------|
| Umidità | 36% | Aria | 32°C |
| Condizioni | DRY | Pista | 52°C |

Stewards : Ronny Guarini Franco Leoni Franco Trinci

24/08/2024 Inizio 13:42 Fine 14:13

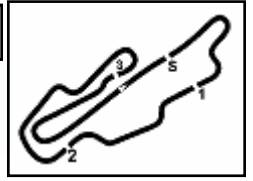
Esposta alle:

Powered by FICR PERUGIA TIMING





5.3



Aut.Int. Mugello 5.245 m

ACI Racing Weekend Mugello, 24-25 Agosto 2024

Zinox F2000 Trophy - Classifica di Classe Entry Level F4 Gara 1

Giri 11 = 57,695 km - Media 120,485 km/h - Tempo di gara 28'43.889

| Num. | Conditore | Naz | Concorrente | Team | Auto | Classe | Giri | Tempo | Dist. | Rel. | Giro Veloce |
|------|--------------------------|-----|----------------|-------------------|-----------|--------|------|-----------|--------|--------|-------------|
| 1 | 34 CONTI Sergio | ITA | Conti Sergio | Ruote Scoperte M. | Tatuus F4 | ENTRY | 11 | 28'43.889 | | | 2 2'19.210 |
| 2 | 16 FRUNCILLO Sara | ITA | Fruncillo Sara | Scuderia Cirelli | Tatuus F4 | ENTRY | 10 | 28'06.806 | 1 Giro | 1 Giro | 2 2'26.340 |

Partenti: 2 Classificati: 2 Non Classificati: 0 Ritirati: 0 Non Partiti: 0
 Giro Veloce N. 2 Num. 34 Sergio Conti Tempo 2'19.210 Media. 135,637 Km/h

| | | | |
|------------|-----|-------|------|
| Umidità | 36% | Aria | 32°C |
| Condizioni | DRY | Pista | 52°C |

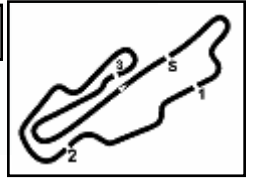
Stewards : Ronny Guarini Franco Leoni Franco Trinci

24/08/2024 Inizio 13:42 Fine 14:13

Esposta alle:

Powered by FICr PERUGIA TIMING



**5.3**

Aut.Int. Mugello 5.245 m

ACI Racing Weekend Mugello, 24-25 Agosto 2024

Zinox F2000 Trophy - Classifica di Classe Gold Gara 1

Giri 14 = 73,430 km - Media 155,455 km/h - Tempo di gara 28'20.477

| Num. | Conducente | Naz | Concorrente | Team | Auto | Classe | Giri | Tempo | Dist. | Rel. | Giro Veloce |
|-------------------------------------|-----------------------------------|-----|--------------------------|-----------------------------|------------------|--------|------|-----------|-----------------|-----------------|-------------------|
| 1 | 39 BONANOMI Edoardo | ITA | Bonanomi Edoardo | Team Automobile Tricolore | F3 Dallara F312 | GOLD | 14 | 28'20.477 | | | 6 1'48.386 |
| 2 | 43 PEDETTI Giancarlo | ITA | Pedetti Giancarlo | Autodromos - Nannini Racing | F3 Dallara F316 | GOLD | 14 | 28'20.785 | 0.308 | 0.308 | 2 1'49.344 |
| 3 | 12 LEDERMANN Christof | CHE | Ledermann Christof | Puresport | Formula Regional | GOLD | 14 | 29'36.309 | 1'15.832 | 1'15.524 | 6 1'52.921 |
| 4 | 22 PETROPOULOS Andre | DEU | Team Hoffmann Racing | Team Hoffmann Racing | F3 Dallara F316 | GOLD | 9 | 17'03.851 | 5 Giri | 5 Giri | 2 1'48.035 |
| ----- Non Classificati ----- | | | | | | | | | | | |
| RIT | 33 AL-MUHANNADI A. Shaheen | QAT | Al-Muhannadi Ahmad Shahe | Puresport | F3 Dallara F312 | GOLD | 4 | 7'21.824 | 10 Giri | | 2 1'46.210 |

Partenti: 5 Classificati: 4 Non Classificati: 0 Ritirati: 1 Non Partiti: 0

Giro Veloce N. 2 Num. 33 A. Shaheen Al-Muhannadi Tempo 1'46.210 Media. 177,780 Km/h

| | | | |
|------------|-----|-------|------|
| Umidità | 36% | Aria | 32°C |
| Condizioni | DRY | Pista | 52°C |

Stewards : Ronny Guarini Franco Leoni Franco Trinci

| | | |
|------------|--------|-------|
| | Inizio | Fine |
| 24/08/2024 | 13:42 | 14:13 |

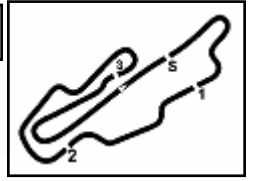
Esposta alle:

Powered by FICr PERUGIA TIMING





5.3



Aut.Int. Mugello 5.245 m

ACI Racing Weekend Mugello, 24-25 Agosto 2024

Zinox F2000 Trophy - Classifica di Classe Light Gara 1

Giri 13 = 68,185 km - Media 144,683 km/h - Tempo di gara 28'16.581

| Num. | Conditore | Naz | Concorrente | Team | Auto | Classe | Giri | Tempo | Dist. | Rel. | Giro Veloce |
|------|------------------|-----|---------------|----------------|---------------|--------|------|-----------|-------|------|-------------|
| 1 | 94 FOUCHE Arthur | FRA | Fouche Arthur | Neri Autosport | Tatuus FR 2.0 | F2C | 13 | 28'16.581 | | | 9 1'54.809 |

Partenti: 1 Classificati: 1 Non Classificati: 0 Ritirati: 0 Non Partiti: 0
 Giro Veloce N. 9 Num. 94 Arthur Fouche Tempo 1'54.809 Media. 164,464 Km/h

| | | | |
|------------|-----|-------|------|
| Umidità | 36% | Aria | 32°C |
| Condizioni | DRY | Pista | 52°C |

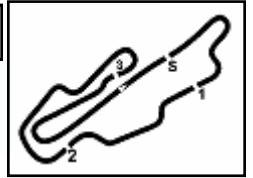
Stewards : Ronny Guarini Franco Leoni Franco Trinci

24/08/2024 Inizio 13:42 Fine 14:13

Esposta alle:

Powered by FICr PERUGIA TIMING





Aut.Int. Mugello 5.245 m

ACI Racing Weekend Mugello, 24-25 Agosto 2024

Zinox F2000 Trophy - Classifica di Classe Open Gara 1

Giri 14 = 73,430 km - Media 154,889 km/h - Tempo di gara 28'26.695

| Num. | Conduttore | Naz | Concorrente | Team | Auto | Classe | Giri | Tempo | Dist. | Rel. | Giro Veloce |
|------|----------------------------|-----|------------------|----------------------|---------------|--------|------|-----------|-----------------|---------------|-------------------|
| 1 | 91 CLAUD Jeremy | FRA | Clavaud Jeremy | Stac | Tatuus FR 2.0 | F2C | 14 | 28'26.695 | | | 7 1'50.300 |
| 2 | 67 ZUCCO Alessandro | ITA | Viola Andrea | Viola Formula Racing | Tatuus FR 2.0 | F2C | 14 | 29'19.452 | 52.757 | 52.757 | 3 1'51.229 |
| 3 | 7 SARTORI Karim | ITA | Sartori Karim | Speed Motor | Tatuus FR 2.0 | F2C | 14 | 29'29.209 | 1'02.514 | 9.757 | 2 1'51.467 |
| 4 | 26 TANJU Emir | TUR | Ippoliti Fausto | Viola Formula Racing | Tatuus FR 2.0 | F2C | 14 | 29'29.346 | 1'02.651 | 0.137 | 3 1'51.399 |
| 5P | 95 NOAL Stefano | ITA | Noal Stefano | Derva Corse | Tatuus FR 2.0 | F2C | 14 | 29'47.514 | 1'20.819 | 18.168 | 5 1'53.162 |
| 6 | 92 CATALDO Romano | ITA | Cataldo Romano | Team Perodi | Tatuus FR 2.0 | F2C | 13 | 28'22.017 | 1 Giro | 1 Giro | 5 1'57.292 |
| 7 | 40 CAVIGIOLI Andrea | ITA | Cavigioli Andrea | Derva Corse | Tatuus FR 2.0 | F2C | 13 | 28'22.121 | 1 Giro | 0.104 | 8 1'54.131 |

Partenti: 7 Classificati: 7 Non Classificati: 0 Ritirati: 0 Non Partiti: 0

Giro Veloce N. 7 Num. 91 Jeremy Clavaud Tempo 1'50.300 Media. 171,188 Km/h

| | | | |
|------------|-----|-------|------|
| Umidità | 36% | Aria | 32°C |
| Condizioni | DRY | Pista | 52°C |

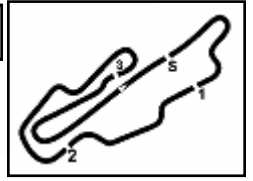
Stewards : Ronny Guarini Franco Leoni Franco Trinci

24/08/2024 Inizio 13:42 Fine 14:13

Esposta alle:

Powered by FICr PERUGIA TIMING





Aut.Int. Mugello 5.245 m

ACI Racing Weekend Mugello, 24-25 Agosto 2024

Zinox F2000 Trophy - Classifica di Classe Platinum Gara 1

Giri 14 = 73,430 km - Media 157,456 km/h - Tempo di gara 27'58.866

| Num. | Conduttore | Naz | Concorrente | Team | Auto | Classe | Giri | Tempo | Dist. | Rel. | Giro Veloce |
|------|------------------------------|-----|---------------------|---------------------------|-----------------|--------|------|-----------|-----------------|-----------------|-------------------|
| 1 | 44 ZELLER Sandro | CHE | Jo Zeller Racing | Jo Zeller Racing | F3 Dallara F312 | PLAT | 14 | 27'58.866 | | | 3 1'42.674 |
| 2 | 32 SMIALEK Victor | CAN | Franz Woss Racing | Franz Woss Racing | F3 Dallara F316 | PLAT | 14 | 28'03.505 | 4.639 | 4.639 | 3 1'42.882 |
| 3 | 69 STENTELLA Enzo | ITA | Stentella Enzo | One Competition | F3 Dallara F317 | PLAT | 14 | 28'08.565 | 9.699 | 5.060 | 2 1'44.494 |
| 4 | 14 BENALLI Andrea | ITA | Benalli Andrea | Puresport | F3 Dallara F317 | PLAT | 14 | 28'13.111 | 14.245 | 4.546 | 9 1'44.512 |
| 5 | 46 PEREGO Riccardo | ITA | Perego Riccardo | Team Automobile Tricolore | F3 Dallara F317 | PLAT | 14 | 28'13.604 | 14.738 | 0.493 | 3 1'45.815 |
| 6P | 56 ZELTNER Thomas | CHE | Jo Zeller Racing | Jo Zeller Racing | F3 Dallara F314 | PLAT | 14 | 28'27.383 | 28.517 | 13.779 | 8 1'48.831 |
| 7 | 2 BALESTRINI Laurence | ITA | Balestrini Laurence | Viola Formula Racing | F3 Dallara F317 | PLAT | 14 | 29'37.119 | 1'38.253 | 1'09.736 | 9 1'52.634 |

Partenti: 7 Classificati: 7 Non Classificati: 0 Ritirati: 0 Non Partiti: 0

Giro Veloce N. 3 Num. 44 Sandro Zeller Tempo 1'42.674 Media. 183,902 Km/h

| | | | |
|------------|-----|-------|------|
| Umidità | 36% | Aria | 32°C |
| Condizioni | DRY | Pista | 52°C |

Stewards : Ronny Guarini Franco Leoni Franco Trinci

24/08/2024 Inizio 13:42 Fine 14:13

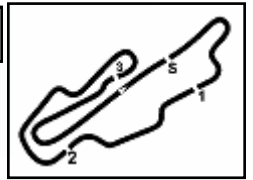
Esposta alle:

Powered by FICr PERUGIA TIMING





5.3



Aut.Int. Mugello 5.245 m

ACI Racing Weekend Mugello, 24-25 Agosto 2024

Zinox F2000 Trophy - Classifica di Classe Silver Gara 1

Giri 14 = 73,430 km - Media 149,728 km/h - Tempo di gara 29'25.516

| Num. | Conditore | Naz | Concorrente | Team | Auto | Classe | Giri | Tempo | Dist. | Rel. | Giro Veloce |
|------|----------------------------|-----|-------------------|---------------------|-----------------|--------|------|-----------|---------------|---------------|-------------------|
| 1 | 21 VAGLIO Umberto | ITA | Vaglio Umberto | Living Kc | F3 Dallara F308 | SILV | 14 | 29'25.516 | | | 6 1'51.829 |
| 2 | 9 GIORDANO Giovanni | ITA | Giordano Giovanni | Giordano Motorsport | F3 Dallara F308 | SILV | 14 | 29'42.085 | 16.569 | 16.569 | 6 1'50.796 |

Partenti: 2 Classificati: 2 Non Classificati: 0 Ritirati: 0 Non Partiti: 0

Giro Veloce N. 6 Num. 9 Giovanni Giordano Tempo 1'50.796 Media. 170,421 Km/h

| | | | |
|------------|-----|-------|------|
| Umidità | 36% | Aria | 32°C |
| Condizioni | DRY | Pista | 52°C |

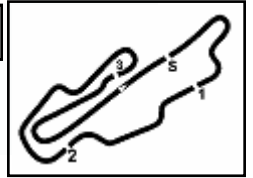
Stewards : Ronny Guarini Franco Leoni Franco Trinci

24/08/2024 Inizio 13:42 Fine 14:13

Esposta alle:

Powered by FICr PERUGIA TIMING





Aut.Int. Mugello 5.245 m

ACI Racing Weekend Mugello, 24-25 Agosto 2024

Zinox F2000 Trophy - Classifica di Classe Super Formula Gara 1

Giri 14 = 73,430 km - Media 156,999 km/h - Tempo di gara 28'03.752

| Num. | Conduttore | Naz | Concorrente | Team | Auto | Classe | Giri | Tempo | Dist. | Rel. | Giro Veloce |
|-------------------------------------|----------------------------|-----|-------------------|-------------------|-----------------|--------|------|-----------|---------------|---------------|-------------------|
| 1 | 212 BRAJNIK Paolo | ITA | ASU NV Racing | ASU NV Racing | F3 Dallara F320 | SF | 14 | 28'03.752 | | | 3 1'43.144 |
| 2 | 65 ROUBICEK Roman | CZE | Stkmelnik.cz | Stkmelnik.cz | F3 Dallara F320 | SF | 14 | 28'10.543 | 6.791 | 6.791 | 9 1'45.555 |
| 3 | 8 RASERO Dino | ITA | Rasero Dino | Puresport | F3 Dallara F320 | SF | 14 | 28'11.308 | 7.556 | 0.765 | 3 1'44.795 |
| 4 | 20 LARSEN Stig | DNK | Franz Woss Racing | Franz Woss Racing | F3 Dallara F320 | SF | 14 | 28'12.946 | 9.194 | 1.638 | 3 1'45.451 |
| 5P | 131 GALLI Francesco | ITA | Galli Francesco | G Motorsport | F3 Dallara F320 | SF | 14 | 28'26.779 | 23.027 | 13.833 | 2 1'42.589 |
| ----- Non Classificati ----- | | | | | | | | | | | |
| R/TP | 1 BERTA Benjamin | HUN | Franz Woss Racing | Franz Woss Racing | F3 Dallara F320 | SF | 7 | 18'52.298 | 7 Giri | | 2 1'42.083 |

Partenti: 6 Classificati: 5 Non Classificati: 0 Ritirati: 1 Non Partiti: 0

Giro Veloce N. 2 Num. 1 Benjamin Berta 2 Tempo 1'42.083 Media. 184,967 Km/h

| | | | |
|------------|-----|-------|------|
| Umidità | 36% | Aria | 32°C |
| Condizioni | DRY | Pista | 52°C |

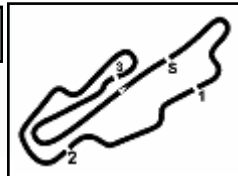
Stewards : Ronny Guarini Franco Leoni Franco Trinci

24/08/2024 Inizio 13:42 Fine 14:13

Esposta alle:

Powered by FICR PERUGIA TIMING





ACI Racing Weekend Mugello, 24-25 Agosto 2024

Zinox F2000 Trophy - Classifica di Classe Zinox F2000 Trophy Gara 1

Aut.Int. Mugello 5.245 m

Giri 14 = 73,430 km - Media 157,456 km/h - Tempo di gara 27'58.866

| Num. | Conditore | Naz | Concorrente | Team | Auto | Classe | Giri | Tempo | Dist. | Rel. | Giro Veloce |
|-------------------------------------|-----------------------------------|-----|--------------------------|-----------------------------|------------------|--------|------|-----------|-----------------|---------------|-------------------|
| 1 | 44 ZELLER Sandro | CHE | Jo Zeller Racing | Jo Zeller Racing | F3 Dallara F312 | PLAT | 14 | 27'58.866 | | | 3 1'42.674 |
| 2 | 32 SMIALEK Victor | CAN | Franz Woss Racing | Franz Woss Racing | F3 Dallara F316 | PLAT | 14 | 28'03.505 | 4.639 | 4.639 | 3 1'42.882 |
| 3 | 212 BRAJNIK Paolo | ITA | ASU NV Racing | ASU NV Racing | F3 Dallara F320 | SF | 14 | 28'03.752 | 4.886 | 0.247 | 3 1'43.144 |
| 4 | 69 STENTELLA Enzo | ITA | Stentella Enzo | One Competition | F3 Dallara F317 | PLAT | 14 | 28'08.565 | 9.699 | 4.813 | 2 1'44.494 |
| 5 | 65 ROUBICEK Roman | CZE | Stkmelnik.cz | Stkmelnik.cz | F3 Dallara F320 | SF | 14 | 28'10.543 | 11.677 | 1.978 | 9 1'45.555 |
| 6 | 8 RASERO Dino | ITA | Rasero Dino | Puresport | F3 Dallara F320 | SF | 14 | 28'11.308 | 12.442 | 0.765 | 3 1'44.795 |
| 7 | 20 LARSEN Stig | DNK | Franz Woss Racing | Franz Woss Racing | F3 Dallara F320 | SF | 14 | 28'12.946 | 14.080 | 1.638 | 3 1'45.451 |
| 8 | 14 BENALLI Andrea | ITA | Benalli Andrea | Puresport | F3 Dallara F317 | PLAT | 14 | 28'13.111 | 14.245 | 0.165 | 9 1'44.512 |
| 9 | 46 PEREGO Riccardo | ITA | Perego Riccardo | Team Automobile Tricolore | F3 Dallara F317 | PLAT | 14 | 28'13.604 | 14.738 | 0.493 | 3 1'45.815 |
| 10 | 39 BONANOMI Edoardo | ITA | Bonanomi Edoardo | Team Automobile Tricolore | F3 Dallara F312 | GOLD | 14 | 28'20.477 | 21.611 | 6.873 | 6 1'48.386 |
| 11 | 43 PEDETTI Giancarlo | ITA | Pedetti Giancarlo | Autodromos - Nannini Racing | F3 Dallara F316 | GOLD | 14 | 28'20.785 | 21.919 | 0.308 | 2 1'49.344 |
| 12P | 131 GALLI Francesco | ITA | Galli Francesco | G Motorsport | F3 Dallara F320 | SF | 14 | 28'26.779 | 27.913 | 5.994 | 2 1'42.589 |
| 13P | 56 ZELTNER Thomas | CHE | Jo Zeller Racing | Jo Zeller Racing | F3 Dallara F314 | PLAT | 14 | 28'27.383 | 28.517 | 0.604 | 8 1'48.831 |
| 14 | 21 VAGLIO Umberto | ITA | Vaglio Umberto | Living Kc | F3 Dallara F308 | SILV | 14 | 29'25.516 | 1'26.650 | 58.133 | 6 1'51.829 |
| 15 | 12 LEDERMANN Christof | CHE | Ledermann Christof | Puresport | Formula Regional | GOLD | 14 | 29'36.309 | 1'37.443 | 10.793 | 6 1'52.921 |
| 16 | 2 BALESTRINI Laurence | ITA | Balestrini Laurence | Viola Formula Racing | F3 Dallara F317 | PLAT | 14 | 29'37.119 | 1'38.253 | 0.810 | 9 1'52.634 |
| 17 | 9 GIORDANO Giovanni | ITA | Giordano Giovanni | Giordano Motorsport | F3 Dallara F308 | SILV | 14 | 29'42.085 | 1'43.219 | 4.966 | 6 1'50.796 |
| 18 | 10 IANNAACONE Luca | ITA | Iannaccone Luca | Neri Autosport | F3 Dallara F308 | BRONZ | 13 | 28'44.522 | 1 Giro | 1 Giro | 4 2'01.384 |
| 19 | 34 CONTI Sergio | ITA | Conti Sergio | Ruote Scoperte M. | Tatuus F4 | ENTRY | 11 | 28'43.889 | 3 Giri | 2 Giri | 2 2'19.210 |
| 20 | 16 FRUNCILLO Sara | ITA | Fruncillo Sara | Scuderia Cirelli | Tatuus F4 | ENTRY | 10 | 28'06.806 | 4 Giri | 1 Giro | 2 2'26.340 |
| 21 | 22 PETROPOULOS Andre | DEU | Team Hoffmann Racing | Team Hoffmann Racing | F3 Dallara F316 | GOLD | 9 | 17'03.851 | 5 Giri | 1 Giro | 2 1'48.035 |
| ----- Non Classificati ----- | | | | | | | | | | | |
| R/TP | 1 BERTA Benjamin | HUN | Franz Woss Racing | Franz Woss Racing | F3 Dallara F320 | SF | 7 | 18'52.298 | 7 Giri | | 2 1'42.083 |
| RIT | 33 AL-MUHANNADI A. Shaheen | QAT | Al-Muhannadi Ahmad Shahe | Puresport | F3 Dallara F312 | GOLD | 4 | 7'21.824 | 10 Giri | | 2 1'46.210 |

Partenti: 23 Classificati: 21 Non Classificati: 0 Ritirati: 2 Non Partiti: 0
 Giro Veloce N. 2 Num. 1 Benjamin Berta 2 Tempo 1'42.083 Media. 184,967 Km/h

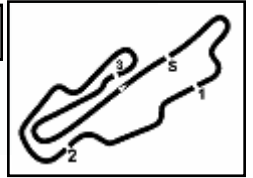
| | | | |
|------------|-----|-------|------|
| Umidità | 36% | Aria | 32°C |
| Condizioni | DRY | Pista | 52°C |

Stewards : Ronny Guarini Franco Leoni Franco Trinci

24/08/2024 Inizio 13:42 Fine 14:13

Esposta alle:





Aut.Int. Mugello 5.245 m

ACI Racing Weekend Mugello, 24-25 Agosto 2024

Zinox F2000 Trophy - Classifica di Classe Zinox F2.0 Cup Gara 1

Giri 14 = 73,430 km - Media 154,889 km/h - Tempo di gara 28'26.695

| Num. | Conduttore | Naz | Concorrente | Team | Auto | Classe | Giri | Tempo | Dist. | Rel. | Giro Veloce |
|------|----------------------------|-----|------------------|----------------------|---------------|--------|------|-----------|-----------------|---------------|-------------------|
| 1 | 91 CLAUD Jeremy | FRA | Clavaud Jeremy | Stac | Tatuus FR 2.0 | F2C | 14 | 28'26.695 | | | 7 1'50.300 |
| 2 | 67 ZUCCO Alessandro | ITA | Viola Andrea | Viola Formula Racing | Tatuus FR 2.0 | F2C | 14 | 29'19.452 | 52.757 | 52.757 | 3 1'51.229 |
| 3 | 7 SARTORI Karim | ITA | Sartori Karim | Speed Motor | Tatuus FR 2.0 | F2C | 14 | 29'29.209 | 1'02.514 | 9.757 | 2 1'51.467 |
| 4 | 26 TANJU Emir | TUR | Ippoliti Fausto | Viola Formula Racing | Tatuus FR 2.0 | F2C | 14 | 29'29.346 | 1'02.651 | 0.137 | 3 1'51.399 |
| 5P | 95 NOAL Stefano | ITA | Noal Stefano | Derva Corse | Tatuus FR 2.0 | F2C | 14 | 29'47.514 | 1'20.819 | 18.168 | 5 1'53.162 |
| 6 | 94 FOUCHE Arthur | FRA | Fouche Arthur | Neri Autosport | Tatuus FR 2.0 | F2C | 13 | 28'16.581 | 1 Giro | 1 Giro | 9 1'54.809 |
| 7 | 92 CATALDO Romano | ITA | Cataldo Romano | Team Perodi | Tatuus FR 2.0 | F2C | 13 | 28'22.017 | 1 Giro | 5.436 | 5 1'57.292 |
| 8 | 40 CAVIGIOLI Andrea | ITA | Cavigioli Andrea | Derva Corse | Tatuus FR 2.0 | F2C | 13 | 28'22.121 | 1 Giro | 0.104 | 8 1'54.131 |

Partenti: 8 Classificati: 8 Non Classificati: 0 Ritirati: 0 Non Partiti: 0
 Giro Veloce N. 7 Num. 91 Jeremy Clavaud Tempo 1'50.300 Media. 171,188 Km/h

| | | | |
|------------|-----|-------|------|
| Umidità | 36% | Aria | 32°C |
| Condizioni | DRY | Pista | 52°C |

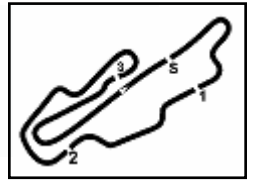
Stewards : Ronny Guarini Franco Leoni Franco Trinci

24/08/2024 Inizio 13:42 Fine 14:13

Esposta alle:

Powered by FICr PERUGIA TIMING





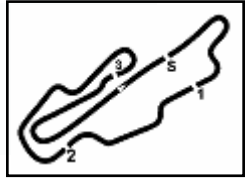
Aut.Int. Mugello 5.245 m

ACI Racing Weekend Mugello, 24-25 Agosto 2024
Zinox F2000 Trophy - Contagiri Gara 1

| | | Giro | | | | | | | | | | | | | |
|----|-----|------|-----|-----|-----|-----|-----|-----|-----|-----|-----|-----|-----|-----|-----|
| | | 1 | 2 | 3 | 4 | 5 | 6 | 7 | 8 | 9 | 10 | 11 | 12 | 13 | 14 |
| 1 | 131 | 131 | 131 | 131 | 131 | 44 | 44 | 44 | 44 | 44 | 44 | 44 | 44 | 44 | 44 |
| 2 | 44 | 1 | 1 | 1 | 1 | 131 | 32 | 32 | 32 | 32 | 32 | 32 | 32 | 32 | 32 |
| 3 | 1 | 44 | 44 | 44 | 44 | 32 | 212 | 212 | 212 | 212 | 212 | 212 | 212 | 212 | 212 |
| 4 | 212 | 212 | 212 | 212 | 212 | 212 | 131 | 69 | 69 | 69 | 69 | 69 | 69 | 69 | 69 |
| 5 | 32 | 32 | 32 | 32 | 32 | 69 | 69 | 131 | 131 | 20 | 20 | 20 | 20 | 20 | 65 |
| 6 | 69 | 69 | 69 | 69 | 69 | 1 | 20 | 20 | 20 | 65 | 65 | 65 | 65 | 65 | 8 |
| 7 | 20 | 46 | 46 | 46 | 46 | 20 | 46 | 65 | 65 | 14 | 8 | 8 | 8 | 8 | 20 |
| 8 | 46 | 20 | 20 | 20 | 20 | 46 | 65 | 46 | 46 | 8 | 11 | 11 | 11 | 11 | 14 |
| 9 | 11 | 11 | 65 | 65 | 65 | 65 | 8 | 8 | 8 | 11 | 14 | 14 | 14 | 14 | 46 |
| 10 | 65 | 65 | 11 | 11 | 11 | 11 | 11 | 11 | 11 | 46 | 46 | 46 | 46 | 46 | 11 |
| 11 | 33 | 33 | 33 | 33 | 8 | 8 | 14 | 14 | 14 | 39 | 39 | 39 | 39 | 39 | 39 |
| 12 | 22 | 8 | 8 | 8 | 14 | 14 | 39 | 39 | 39 | 43 | 43 | 43 | 43 | 43 | 43 |
| 13 | 8 | 22 | 39 | 39 | 39 | 39 | 43 | 43 | 43 | 56 | 56 | 56 | 56 | 56 | 131 |
| 14 | 43 | 43 | 22 | 43 | 43 | 43 | 91 | 91 | 91 | 91 | 91 | 91 | 91 | 91 | 56 |
| 15 | 39 | 39 | 43 | 14 | 22 | 22 | 22 | 56 | 56 | 131 | 131 | 131 | 131 | 131 | 91 |
| 16 | 7 | 7 | 7 | 22 | 91 | 91 | 56 | 22 | 7 | 67 | 67 | 67 | 67 | 67 | 67 |
| 17 | 91 | 91 | 91 | 91 | 7 | 7 | 7 | 7 | 4 | 7 | 7 | 7 | 7 | 21 | 21 |
| 18 | 4 | 4 | 14 | 7 | 67 | 56 | 67 | 4 | 22 | 26 | 26 | 26 | 26 | 26 | 7 |
| 19 | 67 | 67 | 4 | 67 | 56 | 67 | 4 | 67 | 67 | 21 | 21 | 21 | 7 | 26 | 26 |
| 20 | 26 | 26 | 67 | 4 | 4 | 4 | 26 | 26 | 26 | 9 | 9 | 9 | 12 | 12 | 12 |
| 21 | 21 | 14 | 26 | 26 | 26 | 26 | 21 | 21 | 21 | 2 | 2 | 2 | 9 | 9 | 2 |
| 22 | 56 | 56 | 56 | 56 | 21 | 21 | 9 | 9 | 9 | 12 | 12 | 12 | 2 | 9 | 9 |
| 23 | 94 | 21 | 21 | 21 | 9 | 9 | 2 | 2 | 2 | 95 | 95 | 95 | 95 | 95 | 95 |
| 24 | 14 | 94 | 9 | 9 | 2 | 2 | 95 | 95 | 12 | 94 | 94 | 94 | 94 | 94 | 94 |
| 25 | 2 | 2 | 2 | 2 | 95 | 95 | 12 | 12 | 95 | 92 | 92 | 92 | 92 | 92 | 92 |
| 26 | 95 | 95 | 94 | 95 | 12 | 12 | 94 | 94 | 94 | 40 | 40 | 40 | 40 | 40 | 40 |
| 27 | 92 | 9 | 95 | 94 | 94 | 94 | 92 | 92 | 92 | 122 | 122 | 122 | 122 | 122 | 122 |
| 28 | 9 | 92 | 12 | 12 | 92 | 92 | 40 | 40 | 40 | 10 | 10 | 10 | 10 | 10 | 10 |
| 29 | 40 | 12 | 92 | 92 | 40 | 40 | 122 | 122 | 122 | 125 | 125 | 125 | 125 | 125 | 125 |
| 30 | 12 | 40 | 40 | 40 | 122 | 122 | 10 | 10 | 10 | 34 | 34 | | | | |
| 31 | 122 | 122 | 122 | 122 | 10 | 10 | 125 | 125 | 125 | 16 | | | | | |
| 32 | 10 | 10 | 10 | 10 | 125 | 125 | 1 | 34 | 34 | | | | | | |
| 33 | 125 | 125 | 125 | 125 | 34 | 34 | 34 | 16 | 16 | | | | | | |
| 34 | 34 | 34 | 34 | 34 | 16 | 16 | 16 | | | | | | | | |
| 35 | 16 | 16 | 16 | 16 | | | | | | | | | | | |

| Final Result | | | |
|--------------|-----|-----------------|----------|
| 1 | 44 | ZELLER S. | Giri 14 |
| 2 | 32 | SMIALEK V. | 4.639 |
| 3 | 212 | BRAJNIK P. | 4.886 |
| 4 | 69 | STENTELLA E. | 9.699 |
| 5 | 65 | ROUBICEK R. | 11.677 |
| 6 | 8 | RASERO D. | 12.442 |
| 7 | 20 | LARSEN S. | 14.080 |
| 8 | 14 | BENALLI A. | 14.245 |
| 9 | 46 | PEREGO R. | 14.738 |
| 10 | 11 | BHOLEN K. | 19.944 |
| 11 | 39 | BONANOMI E. | 21.611 |
| 12 | 43 | PEDETTI G. | 21.919 |
| 13 | 91 | CLAVAUD J. | 27.829 |
| 14 | 131 | GALLI F. (P) | 27.913 |
| 15 | 56 | ZELTNER T. (P) | 28.517 |
| 16 | 67 | ZUCCO A. | 1'20.586 |
| 17 | 21 | VAGLIO U. | 1'26.650 |
| 18 | 7 | SARTORI K. | 1'30.343 |
| 19 | 26 | TANJU E. | 1'30.480 |
| 20 | 12 | LEDERMANN C. | 1'37.443 |
| 21 | 2 | BALESTRINI L. | 1'38.253 |
| 22 | 9 | GIORDANO G. | 1'43.219 |
| 23 | 95 | NOAL S. (P) | 1'48.648 |
| 24 | 94 | FOUCHE A. | 1 Giro |
| 25 | 92 | CATALDO R. | 1 Giro |
| 26 | 40 | CAVIGIOLI A. | 1 Giro |
| 27 | 122 | GROER N. | 1 Giro |
| 28 | 10 | IANNACCONE L. | 1 Giro |
| 29 | 125 | SISKA R. | 1 Giro |
| 30 | 34 | CONTI S. | 3 Giri |
| 31 | 16 | FRUNCILLO S. | 4 Giri |
| 32 | 4 | ROWE R. | 5 Giri |
| 33 | 22 | PETROPOULOS A. | 5 Giri |
| RIT | 1 | BERTA B. (P) | 7 Giri |
| RIT | 33 | AL-MUHANNADI A. | 10 Giri |





ACI Racing Weekend Mugello, 24-25 Agosto 2024

Zinox F2000 Trophy - Analisi Tempi Gara 1

Start at 13:42'34.746

1 / 5

| 1 B. BERTA (1'42.083) | | | | | | | |
|---------------------------------------|---------------|---------------|---------------|---------------|-----------------|--------------|--------------|
| Giro | Seg.1 | Seg.2 | Seg.3 | Seg.4 | T. Giro | km/h | Local Time |
| 1 | | 19.925 | 37.302 | 25.583 | 1'50.674 | | 13:44'25.420 |
| 2 | 25.722 | 19.716 | 31.128 | 25.517 | 1'42.083 | 235,8 | 13:46'07.503 |
| 3 | 25.379 | 19.871 | 31.604 | 25.586 | 1'42.440 | 236,3 | 13:47'49.943 |
| 4 | 26.464 | 20.333 | 31.989 | 25.927 | 1'44.713 | 238,4 | 13:49'34.656 |
| 5 | 25.824 | 20.318 | 31.908 | 25.861 | 1'43.911 | 236,8 | 13:51'18.567 |
| 6 | 32.433 | | | | 2'03.818P | 241,6 | 13:53'22.385 |
| 7 | 33.078 | 20.912 | 32.136 | 4'38.533 | 6'04.659P | 170,3 | 13:59'27.044 |
| Tempo di gara 16'52.298 + 2'00.000Pen | | | | | | | |

| | | | | | | | |
|-------------------------|--------|--------|---------------|---------------|----------|--------------|--------------|
| 5 | 26.550 | 21.463 | 32.442 | 26.132 | 1'46.587 | 236,8 | 13:51'43.254 |
| 6 | 26.922 | 21.111 | 32.029 | 26.237 | 1'46.299 | 233,3 | 13:53'29.553 |
| 7 | 26.573 | 21.025 | 32.068 | 25.910 | 1'45.576 | 234,3 | 13:55'15.129 |
| 8 | 27.089 | 22.887 | 33.269 | 26.126 | 1'49.371 | 236,8 | 13:57'04.500 |
| 9 | 26.511 | 21.363 | 33.171 | 26.386 | 1'47.431 | 237,4 | 13:58'51.931 |
| 10 | 26.812 | 21.100 | 33.429 | 27.397 | 1'48.738 | 236,3 | 14:00'40.669 |
| 11 | 36.713 | 27.429 | 40.250 | 35.370 | 2'19.762 | 142,7 | 14:03'00.431 |
| 12 | 45.483 | 37.821 | 54.193 | 48.139 | 3'05.636 | 140,8 | 14:06'06.067 |
| 13 | 41.092 | 31.195 | 52.416 | 46.695 | 2'51.398 | 145,7 | 14:08'57.465 |
| 14 | 27.733 | 21.405 | 33.197 | 26.254 | 1'48.589 | 235,3 | 14:10'46.054 |
| Tempo di gara 28'11.308 | | | | | | | |

| 2 L. BALESTRINI (1'52.634) | | | | | | | |
|----------------------------|---------------|---------------|---------------|---------------|-----------------|--------------|--------------|
| Giro | Seg.1 | Seg.2 | Seg.3 | Seg.4 | T. Giro | km/h | Local Time |
| 1 | | 25.188 | 28.341 | 2'10.294 | | | 13:44'45.040 |
| 2 | 28.287 | 23.466 | 35.769 | 27.241 | 1'54.763 | 232,3 | 13:46'39.803 |
| 3 | 28.052 | 23.138 | 35.742 | 27.520 | 1'54.452 | 232,3 | 13:48'34.255 |
| 4 | 28.243 | 22.765 | 35.918 | 27.463 | 1'54.389 | 232,3 | 13:50'28.644 |
| 5 | 27.690 | 23.204 | 35.411 | 27.550 | 1'53.855 | 231,8 | 13:52'22.499 |
| 6 | 27.588 | 22.909 | 35.754 | 27.181 | 1'53.432 | 232,3 | 13:54'15.931 |
| 7 | 27.523 | 23.046 | 35.048 | 27.342 | 1'52.959 | 231,8 | 13:56'08.890 |
| 8 | 27.625 | 22.962 | 35.086 | 27.182 | 1'52.855 | 232,8 | 13:58'01.745 |
| 9 | 27.556 | 22.874 | 35.078 | 27.126 | 1'52.634 | 231,8 | 13:59'54.379 |
| 10 | 27.817 | 27.760 | 47.994 | 33.434 | 2'17.005 | 232,3 | 14:02'11.384 |
| 11 | 34.262 | 33.397 | 59.925 | 43.517 | 2'51.101 | 194,9 | 14:05'02.485 |
| 12 | 44.406 | 33.877 | 52.125 | 43.042 | 2'53.450 | 126,8 | 14:07'55.935 |
| 13 | 38.590 | 32.672 | 42.691 | 27.466 | 2'21.419 | 148,8 | 14:10'17.354 |
| 14 | 28.391 | 23.483 | 35.347 | 27.290 | 1'54.511 | 231,3 | 14:12'11.865 |
| Tempo di gara 29'37.119 | | | | | | | |

| 9 G. GIORDANO (1'50.796) | | | | | | | |
|--------------------------|---------------|---------------|---------------|---------------|-----------------|--------------|--------------|
| Giro | Seg.1 | Seg.2 | Seg.3 | Seg.4 | T. Giro | km/h | Local Time |
| 1 | | 25.348 | 37.422 | 27.424 | 2'13.098 | | 13:44'47.844 |
| 2 | 28.354 | 22.122 | 35.233 | 27.559 | 1'53.268 | 222,2 | 13:46'41.112 |
| 3 | 27.354 | 23.255 | 34.775 | 27.373 | 1'52.757 | 224,5 | 13:48'33.869 |
| 4 | 27.659 | 22.338 | 34.144 | 27.469 | 1'51.610 | 219,5 | 13:50'25.479 |
| 5 | 27.643 | 22.386 | 33.672 | 27.257 | 1'50.958 | 221,8 | 13:52'16.437 |
| 6 | 27.504 | 22.243 | 33.737 | 27.312 | 1'50.796 | 225,0 | 13:54'07.233 |
| 7 | 27.280 | 22.379 | 34.869 | 28.540 | 1'53.068 | 227,8 | 13:56'00.301 |
| 8 | 27.955 | 22.455 | 38.758 | 29.025 | 1'58.193 | 210,1 | 13:57'58.494 |
| 9 | 28.114 | 22.612 | 35.127 | 28.509 | 1'54.362 | 210,5 | 13:59'52.856 |
| 10 | 28.739 | 27.488 | 48.056 | 33.601 | 2'17.884 | 211,4 | 14:02'10.740 |
| 11 | 34.122 | 33.318 | 59.685 | 43.745 | 2'50.870 | 192,5 | 14:05'01.610 |
| 12 | 44.609 | 33.455 | 52.179 | 42.610 | 2'52.853 | 127,5 | 14:07'54.463 |
| 13 | 39.127 | 32.657 | 41.911 | 28.476 | 2'22.171 | 137,4 | 14:10'16.634 |
| 14 | 29.523 | 24.695 | 36.400 | 29.579 | 2'00.197 | 207,3 | 14:12'16.831 |
| Tempo di gara 29'42.085 | | | | | | | |

| 4 R. ROWE (1'50.886) | | | | | | | |
|-------------------------|---------------|---------------|---------------|---------------|-----------------|--------------|--------------|
| Giro | Seg.1 | Seg.2 | Seg.3 | Seg.4 | T. Giro | km/h | Local Time |
| 1 | | 24.241 | 34.693 | 28.026 | 2'05.071 | | 13:44'39.817 |
| 2 | 27.026 | 22.596 | 33.881 | 27.383 | 1'50.886 | 232,8 | 13:46'30.703 |
| 3 | 26.975 | 22.574 | 34.489 | 27.298 | 1'51.336 | 235,3 | 13:48'22.039 |
| 4 | 28.252 | 23.282 | 35.183 | 28.103 | 1'54.820 | 229,8 | 13:50'16.859 |
| 5 | 27.637 | 22.573 | 34.772 | 27.971 | 1'52.953 | 223,6 | 13:52'09.812 |
| 6 | 27.570 | 23.096 | 33.865 | 27.200 | 1'51.731 | 234,3 | 13:54'01.543 |
| 7 | 27.378 | 22.344 | 34.604 | 27.069 | 1'51.395 | 229,8 | 13:55'52.938 |
| 8 | 27.020 | 22.451 | 34.926 | 27.117 | 1'51.514 | 232,8 | 13:57'44.452 |
| 9 | 27.786 | 24.587 | 34.369 | 27.002 | 1'53.744 | 232,8 | 13:59'38.196 |
| Tempo di gara 17'03.450 | | | | | | | |

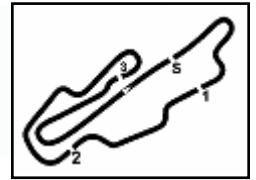
| 10 L. IANNACCONE (2'01.384) | | | | | | | |
|-----------------------------|---------------|---------------|---------------|---------------|-----------------|--------------|--------------|
| Giro | Seg.1 | Seg.2 | Seg.3 | Seg.4 | T. Giro | km/h | Local Time |
| 1 | | 26.644 | 39.702 | 29.855 | 2'20.830 | | 13:44'55.576 |
| 2 | 30.060 | 25.227 | 38.113 | 29.157 | 2'02.557 | 220,4 | 13:46'58.133 |
| 3 | 29.620 | 25.273 | 37.555 | 29.166 | 2'01.614 | 220,9 | 13:48'59.747 |
| 4 | 29.741 | 25.271 | 37.562 | 28.810 | 2'01.384 | 220,0 | 13:51'01.131 |
| 5 | 29.759 | 25.924 | 38.150 | 28.836 | 2'02.669 | 223,6 | 13:53'03.800 |
| 6 | 30.313 | 27.421 | 38.628 | 29.598 | 2'05.960 | 222,2 | 13:55'09.760 |
| 7 | 30.350 | 29.609 | 39.557 | 28.956 | 2'08.472 | 220,0 | 13:57'18.232 |
| 8 | 29.417 | 25.417 | 38.302 | 29.571 | 2'02.707 | 221,8 | 13:59'20.939 |
| 9 | 29.615 | 25.455 | 40.836 | 35.192 | 2'11.098 | 220,9 | 14:01'32.037 |
| 10 | 34.255 | 28.182 | 42.390 | 33.039 | 2'17.866 | 188,2 | 14:03'49.903 |
| 11 | 32.747 | 27.191 | 40.547 | 46.320 | 2'26.805 | 197,1 | 14:06'16.708 |
| 12 | 38.958 | 31.086 | 52.751 | 50.498 | 2'53.293 | 153,6 | 14:09'10.001 |
| 13 | 30.956 | 27.262 | 39.559 | 31.490 | 2'09.267 | 218,2 | 14:11'19.268 |
| Tempo di gara 28'44.522 | | | | | | | |

| 7 K. SARTORI (1'51.467) | | | | | | | |
|-------------------------|---------------|---------------|---------------|---------------|-----------------|--------------|--------------|
| Giro | Seg.1 | Seg.2 | Seg.3 | Seg.4 | T. Giro | km/h | Local Time |
| 1 | | 23.865 | 34.832 | 27.178 | 2'03.541 | | 13:44'38.287 |
| 2 | 27.595 | 22.388 | 34.361 | 27.123 | 1'51.467 | 231,8 | 13:46'29.754 |
| 3 | 27.277 | 22.433 | 34.760 | 27.413 | 1'51.883 | 228,8 | 13:48'21.637 |
| 4 | 28.497 | 22.747 | 35.784 | 27.440 | 1'54.468 | 224,1 | 13:50'16.105 |
| 5 | 27.543 | 22.717 | 34.822 | 27.261 | 1'52.343 | 225,9 | 13:52'08.448 |
| 6 | 27.436 | 22.418 | 34.537 | 27.195 | 1'51.586 | 227,8 | 13:54'00.034 |
| 7 | 27.861 | 22.609 | 34.544 | 27.200 | 1'52.214 | 225,0 | 13:55'52.248 |
| 8 | 27.386 | 22.445 | 34.856 | 27.246 | 1'51.933 | 225,5 | 13:57'44.181 |
| 9 | 27.878 | 24.230 | 34.485 | 27.299 | 1'53.892 | 225,9 | 13:59'38.073 |
| 10 | 28.937 | 23.989 | 46.851 | 40.238 | 2'20.015 | 225,5 | 14:01'58.088 |
| 11 | 42.114 | 33.612 | 59.124 | 45.039 | 2'59.889 | 144,2 | 14:04'57.977 |
| 12 | 45.236 | 33.519 | 52.426 | 40.846 | 2'52.027 | 109,1 | 14:07'50.004 |
| 13 | 41.056 | 34.124 | 38.823 | 27.658 | 2'21.661 | 135,3 | 14:10'11.665 |
| 14 | 27.763 | 22.662 | 34.284 | 27.581 | 1'52.290 | 227,4 | 14:12'03.955 |
| Tempo di gara 29'29.209 | | | | | | | |

| 11 K. BHOLEN (1'46.091) | | | | | | | |
|-------------------------|---------------|---------------|---------------|---------------|-----------------|--------------|--------------|
| Giro | Seg.1 | Seg.2 | Seg.3 | Seg.4 | T. Giro | km/h | Local Time |
| 1 | | 22.647 | 32.999 | 26.422 | 1'58.397 | | 13:44'33.143 |
| 2 | 26.647 | 20.648 | 32.587 | 26.209 | 1'46.091 | 228,8 | 13:46'19.234 |
| 3 | 26.648 | 20.843 | 32.630 | 27.731 | 1'47.852 | 231,8 | 13:48'07.086 |
| 4 | 27.089 | 22.333 | 32.713 | 26.532 | 1'48.667 | 227,8 | 13:49'55.753 |
| 5 | 27.060 | 21.312 | 32.357 | 26.426 | 1'47.155 | 231,3 | 13:51'42.908 |
| 6 | 27.019 | 20.950 | 32.005 | 26.407 | 1'46.381 | 232,8 | 13:53'29.289 |
| 7 | 27.365 | 21.332 | 32.360 | 26.557 | 1'47.614 | 231,3 | 13:55'16.903 |
| 8 | 26.570 | 23.345 | 34.632 | 26.705 | 1'51.252 | 232,3 | 13:57'08.155 |
| 9 | 26.710 | 21.028 | 32.262 | 26.347 | 1'46.347 | 230,8 | 13:58'54.502 |
| 10 | 26.227 | 21.046 | 32.383 | 26.551 | 1'46.207 | 231,8 | 14:00'40.709 |
| 11 | 37.618 | 28.058 | 39.506 | 35.199 | 2'20.381 | 134,0 | 14:03'01.090 |
| 12 | 45.658 | 38.120 | 53.990 | 48.402 | 3'06.170 | 132,7 | 14:06'07.260 |
| 13 | 40.879 | 31.512 | 51.822 | 47.245 | 2'51.458 | 143,4 | 14:08'58.718 |
| 14 | 28.801 | 23.940 | 35.386 | 26.711 | 1'54.838 | 229,3 | 14:10'53.556 |
| Tempo di gara 28'18.810 | | | | | | | |

| 8 D. RASERO (1'44.795) | | | | | | | |
|------------------------|---------------|---------------|--------|--------|-----------------|-------|--------------|
| Giro | Seg.1 | Seg.2 | Seg.3 | Seg.4 | T. Giro | km/h | Local Time |
| 1 | | 23.476 | 34.079 | 27.131 | 2'01.388 | | 13:44'36.134 |
| 2 | 26.914 | 21.439 | 32.844 | 26.515 | 1'47.712 | 233,8 | 13:46'23.846 |
| 3 | 26.014 | 20.610 | 32.091 | 26.080 | 1'44.795 | 232,8 | 13:48'08.641 |
| 4 | 26.406 | 22.273 | 33.196 | 26.151 | 1'48.026 | 230,8 | 13:49'56.667 |





ACI Racing Weekend Mugello, 24-25 Agosto 2024

Zinox F2000 Trophy - Analisi Tempi Gara 1

Start at 13:42'34.746

Tempo di gara 28'12.946

| 12 C. LEDERMANN (1'52.921) | | | | | | | |
|----------------------------|---------------|---------------|---------------|---------------|-----------------|--------------|--------------|
| Giro | Seg.1 | Seg.2 | Seg.3 | Seg.4 | T. Giro | km/h | Local Time |
| 1 | | 25.380 | 38.584 | 28.129 | 2'14.661 | | 13:44'49.407 |
| 2 | 27.593 | 23.628 | 36.315 | 28.001 | 1'55.537 | 243,8 | 13:46'44.944 |
| 3 | 27.264 | 23.125 | 35.848 | 27.111 | 1'53.348 | 243,8 | 13:48'38.292 |
| 4 | 27.357 | 22.920 | 35.821 | 27.488 | 1'53.586 | 240,5 | 13:50'31.878 |
| 5 | 27.432 | 23.260 | 35.214 | 27.287 | 1'53.193 | 246,0 | 13:52'25.071 |
| 6 | 27.218 | 22.838 | 35.797 | 27.068 | 1'52.921 | 244,9 | 13:54'17.992 |
| 7 | 27.436 | 23.052 | 35.632 | 27.175 | 1'53.295 | 244,9 | 13:56'11.287 |
| 8 | 27.423 | 23.044 | 35.864 | 27.022 | 1'53.353 | 243,2 | 13:58'04.640 |
| 9 | 27.857 | 23.251 | 35.998 | 27.581 | 1'54.687 | 244,9 | 13:59'59.327 |
| 10 | 27.359 | 24.156 | 47.691 | 33.502 | 2'12.708 | 243,2 | 14:02'12.035 |
| 11 | 34.155 | 33.242 | 1'00.351 | 43.368 | 2'51.116 | 197,8 | 14:05'03.151 |
| 12 | 44.412 | 33.644 | 52.588 | 42.615 | 2'53.259 | 146,5 | 14:07'56.410 |
| 13 | 38.606 | 32.442 | 40.926 | 27.895 | 2'19.869 | 150,4 | 14:10'16.279 |
| 14 | 27.416 | 23.595 | 36.434 | 27.331 | 1'54.776 | 244,3 | 14:12'11.055 |
| Tempo di gara 29'36.309 | | | | | | | |

| 21 U. VAGLIO (1'51.829) | | | | | | | |
|-------------------------|---------------|---------------|---------------|---------------|-----------------|--------------|--------------|
| Giro | Seg.1 | Seg.2 | Seg.3 | Seg.4 | T. Giro | km/h | Local Time |
| 1 | | 24.652 | 35.552 | 28.614 | 2'07.797 | | 13:44'42.543 |
| 2 | 27.620 | 22.539 | 34.663 | 28.262 | 1'53.084 | 221,3 | 13:46'35.627 |
| 3 | 27.564 | 22.617 | 35.053 | 27.866 | 1'53.100 | 228,3 | 13:48'28.727 |
| 4 | 27.425 | 22.371 | 35.031 | 27.896 | 1'52.723 | 225,5 | 13:50'21.450 |
| 5 | 27.577 | 22.876 | 34.743 | 28.262 | 1'53.458 | 226,4 | 13:52'14.908 |
| 6 | 27.308 | 22.504 | 34.397 | 27.620 | 1'51.829 | 225,9 | 13:54'06.737 |
| 7 | 27.302 | 22.365 | 34.548 | 27.618 | 1'51.833 | 225,9 | 13:55'58.570 |
| 8 | 27.716 | 22.476 | 34.864 | 27.925 | 1'52.981 | 225,9 | 13:57'51.551 |
| 9 | 27.854 | 22.974 | 35.515 | 27.903 | 1'54.246 | 225,0 | 13:59'45.797 |
| 10 | 28.307 | 24.279 | 42.626 | 38.884 | 2'14.096 | 227,4 | 14:01'59.893 |
| 11 | 41.298 | 33.701 | 59.675 | 45.130 | 2'59.804 | 133,8 | 14:04'59.697 |
| 12 | 44.405 | 34.082 | 52.089 | 41.449 | 2'52.025 | 118,6 | 14:07'51.722 |
| 13 | 40.060 | 29.683 | 35.656 | 28.314 | 2'13.713 | 142,3 | 14:10'05.435 |
| 14 | 27.827 | 23.163 | 35.592 | 28.245 | 1'54.827 | 225,0 | 14:12'00.262 |
| Tempo di gara 29'25.516 | | | | | | | |

| 14 A. BENALLI (1'44.512) | | | | | | | |
|--------------------------|---------------|---------------|---------------|---------------|-----------------|--------------|--------------|
| Giro | Seg.1 | Seg.2 | Seg.3 | Seg.4 | T. Giro | km/h | Local Time |
| 1 | | 23.994 | 36.671 | 26.993 | 2'09.173 | | 13:44'43.919 |
| 2 | 27.706 | 22.221 | 33.970 | 26.238 | 1'50.135 | 233,3 | 13:46'34.054 |
| 3 | 26.266 | 21.332 | 33.932 | 26.348 | 1'47.878 | 237,9 | 13:48'21.932 |
| 4 | 26.723 | 20.593 | 32.763 | 25.953 | 1'46.032 | 233,3 | 13:50'07.964 |
| 5 | 26.220 | 21.016 | 32.820 | 26.289 | 1'46.345 | 233,8 | 13:51'54.309 |
| 6 | 26.251 | 21.084 | 31.751 | 25.772 | 1'44.858 | 234,3 | 13:53'39.167 |
| 7 | 26.269 | 21.193 | 32.217 | 25.895 | 1'45.574 | 234,8 | 13:55'24.741 |
| 8 | 25.979 | 20.610 | 33.963 | 26.188 | 1'46.740 | 236,8 | 13:57'11.481 |
| 9 | 26.198 | 20.483 | 31.950 | 25.881 | 1'44.512 | 234,3 | 13:58'55.993 |
| 10 | 26.061 | 20.466 | 32.140 | 25.883 | 1'44.550 | 233,8 | 14:00'40.543 |
| 11 | 38.778 | 28.537 | 39.241 | 35.176 | 2'21.732 | 116,1 | 14:03'02.275 |
| 12 | 45.342 | 37.975 | 54.113 | 48.581 | 3'06.011 | 146,7 | 14:06'08.286 |
| 13 | 40.648 | 31.323 | 51.896 | 46.603 | 2'50.470 | 151,3 | 14:08'58.756 |
| 14 | 27.594 | 21.157 | 34.393 | 25.957 | 1'49.101 | 233,8 | 14:10'47.857 |
| Tempo di gara 28'13.111 | | | | | | | |

| 22 A. PETROPOULOS (1'48.035) | | | | | | | |
|------------------------------|---------------|---------------|---------------|---------------|-----------------|--------------|--------------|
| Giro | Seg.1 | Seg.2 | Seg.3 | Seg.4 | T. Giro | km/h | Local Time |
| 1 | | 23.491 | 33.812 | 27.001 | 2'01.255 | | 13:44'36.001 |
| 2 | 26.656 | 21.337 | 33.055 | 26.987 | 1'48.035 | 230,8 | 13:46'24.036 |
| 3 | 27.228 | 25.437 | 33.390 | 26.877 | 1'52.932 | 227,8 | 13:48'16.968 |
| 4 | 27.278 | 21.473 | 37.800 | 27.185 | 1'53.736 | 223,1 | 13:50'10.704 |
| 5 | 26.964 | 22.784 | 34.732 | 26.976 | 1'51.456 | 225,0 | 13:52'02.160 |
| 6 | 27.040 | 21.467 | 32.955 | 26.695 | 1'48.157 | 224,1 | 13:53'50.317 |
| 7 | 26.864 | 22.340 | 40.769 | 26.984 | 1'56.957 | 224,5 | 13:55'47.274 |
| 8 | 27.296 | 21.905 | 33.875 | 30.992 | 1'54.068 | 223,6 | 13:57'41.342 |
| 9 | 27.439 | 28.320 | 34.304 | 27.192 | 1'57.255 | 225,5 | 13:59'38.597 |
| Tempo di gara 17'03.851 | | | | | | | |

| 16 S. FRUNCILLO (2'26.340) | | | | | | | |
|----------------------------|---------------|---------------|---------------|---------------|-----------------|--------------|--------------|
| Giro | Seg.1 | Seg.2 | Seg.3 | Seg.4 | T. Giro | km/h | Local Time |
| 1 | | 31.876 | 47.492 | 35.313 | 2'45.470 | | 13:45'20.216 |
| 2 | 33.227 | 31.580 | 46.771 | 34.762 | 2'26.340 | 213,0 | 13:47'46.556 |
| 3 | 42.541 | 37.083 | 59.310 | 39.270 | 2'58.204 | 211,8 | 13:50'44.760 |
| 4 | 34.344 | 38.136 | 53.070 | 37.191 | 2'42.741 | 214,3 | 13:53'27.501 |
| 5 | 40.027 | 35.818 | 53.716 | 38.397 | 2'47.958 | 138,5 | 13:56'15.459 |
| 6 | 39.056 | 36.373 | 53.035 | 39.861 | 2'48.325 | 152,3 | 13:59'03.784 |
| 7 | 41.333 | 36.794 | 53.827 | 41.691 | 2'53.645 | 150,2 | 14:01'57.429 |
| 8 | 41.951 | 33.621 | 58.799 | 45.005 | 2'59.376 | 143,8 | 14:04'56.805 |
| 9 | 45.050 | 33.951 | 52.259 | 41.210 | 2'52.470 | 107,0 | 14:07'49.275 |
| 10 | 40.611 | 34.881 | 54.010 | 42.775 | 2'52.277 | 137,4 | 14:10'41.552 |
| Tempo di gara 28'06.806 | | | | | | | |

| 26 E. TANJU (1'51.399) | | | | | | | |
|-------------------------|---------------|---------------|---------------|---------------|-----------------|--------------|--------------|
| Giro | Seg.1 | Seg.2 | Seg.3 | Seg.4 | T. Giro | km/h | Local Time |
| 1 | | 24.343 | 34.886 | 27.792 | 2'06.005 | | 13:44'40.751 |
| 2 | 27.518 | 22.028 | 34.692 | 27.433 | 1'51.671 | 227,8 | 13:46'32.422 |
| 3 | 27.127 | 22.566 | 34.386 | 27.320 | 1'51.399 | 228,3 | 13:48'23.821 |
| 4 | 27.214 | 22.812 | 36.101 | 27.606 | 1'53.733 | 230,8 | 13:50'17.554 |
| 5 | 27.463 | 22.558 | 35.693 | 27.700 | 1'53.414 | 229,8 | 13:52'10.968 |
| 6 | 27.301 | 22.695 | 34.615 | 27.306 | 1'51.917 | 231,3 | 13:54'02.885 |
| 7 | 27.335 | 22.321 | 34.864 | 27.383 | 1'51.903 | 228,8 | 13:55'54.788 |
| 8 | 27.275 | 22.098 | 34.674 | 27.423 | 1'51.470 | 227,4 | 13:57'46.258 |
| 9 | 27.476 | 23.897 | 35.477 | 27.193 | 1'54.043 | 228,3 | 13:59'40.301 |
| 10 | 27.588 | 23.820 | 46.562 | 41.011 | 2'18.981 | 236,3 | 14:01'59.282 |
| 11 | 41.502 | 33.477 | 59.560 | 45.185 | 2'59.724 | 145,2 | 14:04'59.006 |
| 12 | 44.496 | 34.003 | 52.233 | 41.277 | 2'52.009 | 122,9 | 14:07'51.015 |
| 13 | 40.383 | 33.932 | 37.414 | 27.876 | 2'19.605 | 135,0 | 14:10'10.620 |
| 14 | 27.749 | 22.870 | 34.889 | 27.964 | 1'53.472 | 222,7 | 14:12'04.092 |
| Tempo di gara 29'29.346 | | | | | | | |

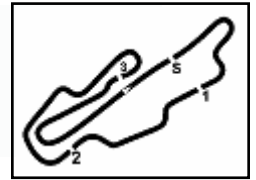
| 20 S. LARSEN (1'45.451) | | | | | | | |
|-------------------------|---------------|---------------|---------------|---------------|-----------------|--------------|--------------|
| Giro | Seg.1 | Seg.2 | Seg.3 | Seg.4 | T. Giro | km/h | Local Time |
| 1 | | 21.797 | 32.699 | 26.279 | 1'56.109 | | 13:44'30.855 |
| 2 | 26.970 | 21.359 | 32.573 | 26.129 | 1'47.031 | 236,8 | 13:46'17.886 |
| 3 | 26.325 | 20.946 | 32.263 | 25.917 | 1'45.451 | 239,5 | 13:48'03.337 |
| 4 | 26.345 | 21.509 | 32.970 | 26.212 | 1'47.036 | 239,5 | 13:49'50.373 |
| 5 | 26.777 | 21.484 | 32.958 | 25.989 | 1'47.208 | 241,6 | 13:51'37.581 |
| 6 | 26.485 | 21.420 | 34.107 | 26.305 | 1'48.317 | 241,6 | 13:53'25.898 |
| 7 | 26.708 | 21.044 | 32.162 | 25.959 | 1'45.873 | 238,4 | 13:55'11.771 |
| 8 | 27.025 | 21.945 | 32.684 | 26.052 | 1'47.706 | 237,4 | 13:56'59.477 |
| 9 | 26.329 | 21.014 | 33.598 | 26.054 | 1'46.995 | 237,4 | 13:58'46.472 |
| 10 | 26.506 | 21.494 | 34.970 | 27.850 | 1'50.820 | 238,4 | 14:00'37.292 |
| 11 | 37.992 | 27.547 | 40.233 | 35.335 | 2'21.107 | 147,9 | 14:02'58.399 |
| 12 | 45.239 | 38.475 | 54.274 | 47.963 | 3'05.951 | 152,8 | 14:06'04.350 |
| 13 | 40.653 | 32.015 | 52.171 | 47.918 | 2'52.757 | 182,7 | 14:08'57.107 |
| 14 | 28.345 | 21.865 | 34.237 | 26.138 | 1'50.585 | 234,3 | 14:10'47.692 |

| 32 V. SMIALEK (1'42.882) | | | | | | | |
|--------------------------|---------------|---------------|---------------|---------------|-----------------|--------------|--------------|
| Giro | Seg.1 | Seg.2 | Seg.3 | Seg.4 | T. Giro | km/h | Local Time |
| 1 | | 20.662 | 32.074 | 26.038 | 1'52.809 | | 13:44'27.555 |
| 2 | 25.846 | 20.199 | 31.938 | 25.748 | 1'43.731 | 235,8 | 13:46'11.286 |
| 3 | 25.782 | 19.875 | 31.617 | 25.608 | 1'42.882 | 235,3 | 13:47'54.168 |
| 4 | 25.918 | 19.983 | 31.534 | 25.782 | 1'43.217 | 235,3 | 13:49'37.385 |
| 5 | 25.750 | 19.977 | 31.893 | 25.832 | 1'43.452 | 235,8 | 13:51'20.837 |
| 6 | 27.096 | 22.351 | 32.935 | 26.233 | 1'48.615 | 237,4 | 13:53'09.452 |
| 7 | 26.433 | 22.435 | 32.287 | 25.697 | 1'46.852 | 236,3 | 13:54'56.304 |
| 8 | 26.466 | 20.381 | 32.352 | 25.774 | 1'44.973 | 234,8 | 13:56'41.277 |
| 9 | 25.979 | 20.938 | 32.019 | 25.813 | 1'44.749 | 235,3 | 13:58'26.026 |
| 10 | 25.937 | 20.006 | 31.816 | 25.665 | 1'43.424 | 234,3 | 14:00'09.450 |
| 11 | 28.465 | 39.405 | 50.844 | 42.519 | 2'41.233 | 235,8 | 14:02'50.683 |
| 12 | 47.481 | 39.004 | 54.804 | 44.021 | 3'05.310 | 133,5 | 14:05'55.993 |
| 13 | 43.896 | 33.627 | 51.561 | 47.243 | 2'56.327 | 126,9 | 14:08'52.320 |
| 14 | 26.822 | 20.787 | 32.207 | 26.115 | 1'45.931 | 228,3 | 14:10'38.251 |

24/08/2024

P = Box In/Out - C = Tempo Invalidato





ACI Racing Weekend Mugello, 24-25 Agosto 2024

Zinox F2000 Trophy - Analisi Tempi Gara 1

Start at 13:42'34.746

Aut.Int. Mugello 5.245 m

3 / 5

Tempo di gara 28'03.505

| 33 A. AL-MUHANNAZI (1'46.210) | | | | | | | |
|-------------------------------|---------------|---------------|---------------|---------------|-----------------|-------|--------------|
| Giro | Seg.1 | Seg.2 | Seg.3 | Seg.4 | T. Giro | km/h | Local Time |
| 1 | | 23.076 | 34.737 | 26.964 | 2'00.945 | | 13:44'35.691 |
| 2 | 26.258 | 20.949 | 32.719 | 26.284 | 1'46.210 | 234,3 | 13:46'21.901 |
| 3 | 26.271 | 21.237 | 32.648 | 26.399 | 1'46.555 | 236,8 | 13:48'08.456 |
| 4 | 26.321 | 22.114 | 33.219 | 26.460 | 1'48.114 | 235,3 | 13:49'56.570 |

Tempo di gara 7'21.824

| 34 S. CONTI (2'19.210) | | | | | | | |
|------------------------|---------------|---------------|---------------|---------------|-----------------|--------------|--------------|
| Giro | Seg.1 | Seg.2 | Seg.3 | Seg.4 | T. Giro | km/h | Local Time |
| 1 | | 28.124 | 42.795 | 31.758 | 2'28.899 | | 13:45'03.645 |
| 2 | 32.336 | 29.482 | 44.820 | 32.572 | 2'19.210 | 229,3 | 13:47'22.855 |
| 3 | 32.687 | 28.962 | 46.753 | 35.639 | 2'24.041 | 227,4 | 13:49'46.896 |
| 4 | 37.923 | 34.164 | 52.388 | 34.682 | 2'39.157 | 228,8 | 13:52'26.053 |
| 5 | 34.265 | 32.244 | 45.007 | 33.284 | 2'24.800 | 227,8 | 13:54'50.853 |
| 6 | 36.538 | 34.668 | 50.540 | 33.888 | 2'35.634 | 225,9 | 13:57'26.487 |
| 7 | 35.530 | 39.712 | 47.949 | 34.421 | 2'37.612 | 173,6 | 14:00'04.099 |
| 8 | 37.819 | 39.237 | 50.059 | 41.669 | 2'48.784 | 221,3 | 14:02'52.883 |
| 9 | 47.018 | 39.210 | 54.253 | 46.173 | 3'06.654 | 142,7 | 14:05'59.537 |
| 10 | 42.087 | 33.208 | 51.525 | 49.795 | 2'56.615 | 143,8 | 14:08'56.152 |
| 11 | 36.391 | 32.195 | 42.371 | 31.526 | 2'22.483 | 207,3 | 14:11'18.635 |

Tempo di gara 28'43.889

| 39 E. BONANOMI (1'48.386) | | | | | | | |
|---------------------------|---------------|---------------|---------------|---------------|-----------------|--------------|--------------|
| Giro | Seg.1 | Seg.2 | Seg.3 | Seg.4 | T. Giro | km/h | Local Time |
| 1 | | 23.745 | 34.813 | 27.532 | 2'03.219 | | 13:44'37.965 |
| 2 | 27.228 | 21.934 | 32.914 | 26.691 | 1'48.767 | 228,8 | 13:46'26.732 |
| 3 | 26.843 | 21.850 | 33.134 | 26.895 | 1'48.722 | 229,3 | 13:48'15.454 |
| 4 | 27.500 | 21.998 | 33.433 | 26.786 | 1'49.717 | 223,1 | 13:50'05.171 |
| 5 | 26.957 | 22.103 | 33.543 | 27.706 | 1'50.309 | 226,4 | 13:51'55.480 |
| 6 | 26.892 | 21.799 | 32.963 | 26.732 | 1'48.386 | 227,4 | 13:53'43.866 |
| 7 | 27.067 | 22.587 | 33.132 | 27.002 | 1'49.788 | 225,9 | 13:55'33.654 |
| 8 | 27.030 | 21.820 | 33.290 | 26.926 | 1'49.066 | 225,5 | 13:57'22.720 |
| 9 | 27.377 | 22.636 | 33.672 | 26.784 | 1'50.469 | 225,9 | 13:59'13.189 |
| 10 | 27.732 | 21.990 | 33.934 | 31.679 | 1'55.335 | 227,8 | 14:01'08.524 |
| 11 | 33.937 | 28.416 | 41.842 | 33.261 | 2'17.456 | 209,7 | 14:03'25.980 |
| 12 | 31.409 | 29.714 | 54.053 | 48.776 | 2'43.952 | 221,8 | 14:06'09.932 |
| 13 | 40.502 | 31.289 | 51.809 | 47.106 | 2'50.706 | 140,3 | 14:09'00.638 |
| 14 | 27.393 | 23.727 | 35.609 | 27.856 | 1'54.585 | 229,3 | 14:10'55.223 |

Tempo di gara 28'20.477

| 40 A. CAVIGIOLI (1'54.131) | | | | | | | |
|----------------------------|---------------|---------------|---------------|---------------|-----------------|--------------|--------------|
| Giro | Seg.1 | Seg.2 | Seg.3 | Seg.4 | T. Giro | km/h | Local Time |
| 1 | | 25.879 | 38.482 | 28.168 | 2'14.369 | | 13:44'49.115 |
| 2 | 28.308 | 23.731 | 36.385 | 28.200 | 1'56.624 | 226,9 | 13:46'45.739 |
| 3 | 28.420 | 24.088 | 36.336 | 28.155 | 1'56.999 | 229,3 | 13:48'42.738 |
| 4 | 28.446 | 23.675 | 36.626 | 28.675 | 1'57.422 | 225,9 | 13:50'40.160 |
| 5 | 28.291 | 24.377 | 36.164 | 28.194 | 1'57.026 | 231,3 | 13:52'37.186 |
| 6 | 44.596 | 24.392 | 35.673 | 27.764 | 2'12.425 | 229,8 | 13:54'49.611 |
| 7 | 27.638 | 23.269 | 37.363 | 27.527 | 1'55.797 | 225,5 | 13:56'45.408 |
| 8 | 27.500 | 23.126 | 35.862 | 27.643 | 1'54.131 | 229,3 | 13:58'39.539 |
| 9 | 28.286 | 24.026 | 36.445 | 27.466 | 1'56.223 | 227,4 | 14:00'35.762 |
| 10 | 30.085 | 26.007 | 42.191 | 41.341 | 2'19.624 | 222,7 | 14:02'55.386 |
| 11 | 47.372 | 38.399 | 54.603 | 47.296 | 3'07.670 | 139,2 | 14:06'03.056 |
| 12 | 41.185 | 32.193 | 52.050 | 48.530 | 2'53.958 | 165,4 | 14:08'57.014 |
| 13 | 30.293 | 23.886 | 37.055 | 28.619 | 1'59.853 | 230,8 | 14:10'56.867 |

Tempo di gara 28'22.121

| 43 G. PEDETTI (1'49.344) | | | | | | | |
|--------------------------|--------|---------------|---------------|--------|-----------------|--------------|--------------|
| Giro | Seg.1 | Seg.2 | Seg.3 | Seg.4 | T. Giro | km/h | Local Time |
| 1 | | 23.883 | 34.170 | 27.200 | 2'02.611 | | 13:44'37.357 |
| 2 | 27.013 | 21.921 | 33.428 | 26.982 | 1'49.344 | 229,8 | 13:46'26.701 |
| 3 | 27.426 | 22.329 | 33.459 | 27.149 | 1'50.363 | 228,3 | 13:48'17.064 |
| 4 | 27.523 | 22.435 | 33.831 | 26.984 | 1'50.773 | 228,3 | 13:50'07.837 |
| 5 | 27.269 | 22.318 | 33.628 | 27.007 | 1'50.222 | 228,3 | 13:51'58.059 |

24/08/2024

P = Box In/Out - C = Tempo Invalidato

| | | | | | | | |
|----|---------------|--------|--------|---------------|----------|-------|--------------|
| 6 | 27.158 | 22.128 | 33.526 | 26.917 | 1'49.729 | 229,3 | 13:53'47.788 |
| 7 | 27.026 | 22.702 | 33.665 | 27.101 | 1'50.494 | 226,9 | 13:55'38.282 |
| 8 | 26.996 | 22.593 | 33.660 | 27.069 | 1'50.318 | 227,8 | 13:57'28.600 |
| 9 | 27.162 | 22.445 | 33.524 | 27.597 | 1'50.728 | 227,8 | 13:59'19.328 |
| 10 | 27.056 | 22.409 | 35.688 | 28.062 | 1'53.215 | 227,8 | 14:01'12.543 |
| 11 | 30.430 | 28.433 | 41.778 | 33.137 | 2'13.778 | 226,9 | 14:03'26.321 |
| 12 | 31.729 | 29.816 | 54.663 | 47.915 | 2'44.123 | 217,3 | 14:06'10.444 |
| 13 | 40.608 | 31.072 | 52.090 | 47.604 | 2'51.374 | 146,3 | 14:09'01.818 |
| 14 | 27.698 | 22.599 | 35.764 | 27.652 | 1'53.713 | 228,8 | 14:10'55.531 |

Tempo di gara 28'20.785

| 44 S. ZELLER (1'42.674) | | | | | | | |
|-------------------------|---------------|---------------|---------------|---------------|-----------------|--------------|--------------|
| Giro | Seg.1 | Seg.2 | Seg.3 | Seg.4 | T. Giro | km/h | Local Time |
| 1 | | 20.210 | 31.780 | 25.870 | 1'50.453 | | 13:44'25.199 |
| 2 | 26.436 | 20.175 | 31.629 | 25.745 | 1'43.985 | 231,3 | 13:46'09.184 |
| 3 | 25.727 | 19.746 | 31.514 | 25.687 | 1'42.674 | 232,8 | 13:47'51.858 |
| 4 | 25.864 | 20.001 | 31.711 | 25.781 | 1'43.357 | 230,8 | 13:49'35.215 |
| 5 | 25.912 | 20.142 | 31.945 | 25.863 | 1'44.862 | 236,3 | 13:51'19.077 |
| 6 | 26.760 | 20.628 | 32.108 | 25.848 | 1'45.344 | 236,8 | 13:53'04.421 |
| 7 | 27.352 | 23.358 | 32.020 | 25.812 | 1'48.542 | 236,3 | 13:54'52.963 |
| 8 | 26.387 | 21.243 | 32.601 | 25.941 | 1'46.172 | 232,8 | 13:56'39.135 |
| 9 | 25.964 | 21.055 | 31.886 | 25.759 | 1'44.664 | 232,8 | 13:58'23.799 |
| 10 | 25.919 | 19.967 | 31.985 | 25.834 | 1'43.705 | 232,3 | 14:00'07.504 |
| 11 | 26.642 | 41.921 | 51.094 | 40.661 | 2'40.318 | 232,8 | 14:02'47.822 |
| 12 | 48.229 | 39.670 | 54.978 | 43.487 | 3'06.364 | 104,9 | 14:05'54.186 |
| 13 | 44.258 | 33.812 | 51.547 | 45.618 | 2'55.235 | 131,5 | 14:08'49.421 |
| 14 | 26.014 | 20.122 | 32.038 | 26.017 | 1'44.191 | 230,8 | 14:10'33.612 |

Tempo di gara 27'58.866

| 46 R. PEREGO (1'45.815) | | | | | | | |
|-------------------------|---------------|---------------|---------------|---------------|-----------------|--------------|--------------|
| Giro | Seg.1 | Seg.2 | Seg.3 | Seg.4 | T. Giro | km/h | Local Time |
| 1 | | 22.197 | 32.693 | 26.057 | 1'56.364 | | 13:44'31.110 |
| 2 | 26.256 | 21.292 | 32.378 | 26.001 | 1'45.927 | 243,8 | 13:46'17.037 |
| 3 | 26.116 | 21.137 | 32.473 | 26.089 | 1'45.815 | 235,3 | 13:48'02.852 |
| 4 | 26.369 | 21.306 | 33.030 | 26.384 | 1'47.089 | 233,3 | 13:49'49.941 |
| 5 | 26.467 | 21.430 | 32.937 | 26.250 | 1'47.084 | 235,3 | 13:51'37.025 |
| 6 | 26.409 | 21.581 | 34.144 | 26.775 | 1'48.909 | 234,8 | 13:53'25.934 |
| 7 | 26.997 | 21.604 | 33.178 | 26.346 | 1'48.125 | 238,4 | 13:55'14.059 |
| 8 | 27.400 | 22.247 | 34.253 | 26.137 | 1'50.037 | 234,8 | 13:57'04.096 |
| 9 | 26.554 | 21.353 | 33.173 | 26.492 | 1'47.572 | 240,0 | 13:58'51.668 |
| 10 | 26.668 | 21.178 | 33.504 | 31.581 | 1'52.931 | 235,8 | 14:00'44.599 |
| 11 | 35.598 | 31.631 | 40.516 | 31.377 | 2'19.122 | 177,6 | 14:03'03.721 |
| 12 | 45.351 | 37.259 | 53.888 | 48.883 | 3'05.381 | 121,9 | 14:06'09.102 |
| 13 | 40.227 | 31.616 | 51.738 | 46.577 | 2'50.158 | 146,7 | 14:08'59.260 |
| 14 | 27.266 | 21.684 | 33.864 | 26.276 | 1'49.090 | 239,5 | 14:10'48.350 |

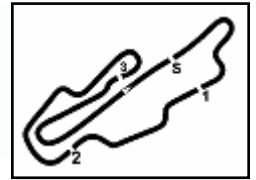
Tempo di gara 28'13.604

| 56 T. ZELTNER (1'48.831) | | | | | | | |
|--------------------------|---------------|---------------|---------------|---------------|-----------------|--------------|--------------|
| Giro | Seg.1 | Seg.2 | Seg.3 | Seg.4 | T. Giro | km/h | Local Time |
| 1 | | 24.885 | 35.860 | 27.631 | 2'08.822 | | 13:44'43.568 |
| 2 | 27.876 | 22.114 | 34.703 | 27.223 | 1'51.916 | 231,8 | 13:46'35.484 |
| 3 | 26.900 | 21.823 | 33.479 | 26.986 | 1'49.188 | 233,8 | 13:48'24.672 |
| 4 | 27.298 | 22.419 | 35.863 | 27.587 | 1'53.167 | 235,3 | 13:50'17.839 |
| 5 | 27.735 | 22.446 | 34.427 | 27.102 | 1'51.710 | 240,5 | 13:52'09.549 |
| 6 | 27.307 | 22.282 | 34.314 | 26.860 | 1'50.763 | 236,8 | 13:54'00.312 |
| 7 | 27.076 | 21.667 | 34.109 | 26.919 | 1'49.771 | 235,8 | 13:55'50.083 |
| 8 | 26.958 | 21.460 | 33.409 | 27.004 | 1'48.831 | 233,8 | 13:57'38.914 |
| 9 | 27.005 | 22.056 | 33.291 | 26.763 | 1'49.115 | 233,3 | 13:59'28.029 |
| 10 | 27.670 | 22.799 | 37.058 | 32.953 | 2'00.480 | 237,4 | 14:01'28.509 |
| 11 | 31.278 | 24.722 | 37.881 | 30.656 | 2'04.537 | 212,6 | 14:03'33.046 |
| 12 | 30.303 | 27.007 | 54.337 | 48.649 | 2'40.296 | 212,6 | 14:06'13.342 |
| 13 | 40.037 | 30.515 | 52.826 | 48.214 | 2'51.592 | 138,6 | 14:09'04.934 |
| 14 | 27.881 | 23.083 | 34.034 | 27.197 | 1'52.195 | 236,8 | 14:10'57.129 |

Tempo di gara 28'22.383 + 5.000Pen

| 65 R. ROUBICEK (1'45.555) | | | | | | | |
|---------------------------|-------|-------|-------|-------|---------|------|------------|
| Giro | Seg.1 | Seg.2 | Seg.3 | Seg.4 | T. Giro | km/h | Local Time |





ACI Racing Weekend Mugello, 24-25 Agosto 2024

Zinox F2000 Trophy - Analisi Tempi Gara 1

Aut.Int. Mugello 5.245 m

Start at 13:42'34.746

4 / 5

| Giro | Seg.1 | Seg.2 | Seg.3 | Seg.4 | T. Giro | km/h | Local Time |
|------|---------------|---------------|---------------|---------------|-----------------|--------------|--------------|
| 1 | 23.089 | 33.223 | 26.561 | 1'59.515 | 13:44'34.261 | 40.082 | 30.832 |
| 2 | 26.472 | 20.893 | 32.899 | 26.196 | 1'46.460 | 233,3 | 13:46'20.721 |
| 3 | 26.625 | 20.901 | 32.748 | 26.072 | 1'46.346 | 233,3 | 13:48'07.067 |
| 4 | 26.513 | 21.983 | 32.381 | 26.300 | 1'47.177 | 232,8 | 13:49'54.244 |
| 5 | 26.967 | 21.162 | 32.540 | 26.342 | 1'47.011 | 232,8 | 13:51'41.255 |
| 6 | 26.463 | 21.344 | 32.564 | 26.326 | 1'46.697 | 233,8 | 13:53'27.952 |
| 7 | 26.158 | 20.770 | 33.412 | 26.041 | 1'46.381 | 235,3 | 13:55'14.333 |
| 8 | 26.890 | 21.911 | 34.212 | 26.240 | 1'49.253 | 238,9 | 13:57'03.586 |
| 9 | 26.237 | 20.749 | 32.559 | 26.010 | 1'45.555 | 233,8 | 13:58'49.141 |
| 10 | 26.397 | 20.648 | 34.013 | 27.137 | 1'48.195 | 234,8 | 14:00'37.336 |
| 11 | 39.250 | 27.220 | 39.827 | 36.167 | 2'22.464 | 136,4 | 14:02'59.800 |
| 12 | 44.892 | 38.632 | 54.021 | 48.090 | 3'05.635 | 168,0 | 14:06'05.435 |
| 13 | 41.005 | 31.589 | 52.235 | 47.008 | 2'51.837 | 163,1 | 14:08'57.272 |
| 14 | 27.556 | 21.125 | 33.145 | 26.191 | 1'48.017 | 228,8 | 14:10'45.289 |

Tempo di gara 28'10.543

92 R. CATALDO (1'57.292)

| Giro | Seg.1 | Seg.2 | Seg.3 | Seg.4 | T. Giro | km/h | Local Time |
|------|---------------|---------------|---------------|---------------|-----------------|--------------|--------------|
| 1 | | 25.587 | 36.966 | 28.972 | 2'12.665 | | 13:44'47.411 |
| 2 | 28.665 | 24.090 | 36.131 | 28.504 | 1'57.390 | 228,3 | 13:46'44.801 |
| 3 | 29.124 | 23.824 | 36.391 | 28.190 | 1'57.529 | 226,4 | 13:48'42.330 |
| 4 | 28.514 | 23.773 | 36.594 | 28.615 | 1'57.496 | 228,3 | 13:50'39.826 |
| 5 | 28.354 | 24.406 | 36.136 | 28.396 | 1'57.292 | 225,9 | 13:52'37.118 |
| 6 | 29.517 | 24.587 | 36.126 | 28.567 | 1'58.797 | 226,9 | 13:54'35.915 |
| 7 | 28.837 | 24.325 | 36.747 | 28.638 | 1'58.547 | 223,6 | 13:56'34.462 |
| 8 | 28.962 | 25.078 | 37.299 | 29.258 | 2'00.597 | 224,1 | 13:58'35.059 |
| 9 | 28.875 | 24.211 | 36.625 | 29.264 | 1'58.975 | 224,1 | 14:00'34.034 |
| 10 | 30.009 | 25.463 | 43.362 | 41.595 | 2'20.429 | 228,8 | 14:02'54.463 |
| 11 | 47.274 | 38.777 | 53.924 | 47.352 | 3'07.327 | 147,9 | 14:06'01.790 |
| 12 | 41.717 | 32.421 | 51.680 | 48.601 | 2'54.419 | 148,6 | 14:08'56.209 |
| 13 | 30.243 | 24.257 | 36.229 | 29.825 | 2'00.554 | 223,6 | 14:10'56.763 |

Tempo di gara 28'22.017

94 A. FOUICHE (1'54.809)

| Giro | Seg.1 | Seg.2 | Seg.3 | Seg.4 | T. Giro | km/h | Local Time |
|------|---------------|---------------|---------------|---------------|-----------------|--------------|--------------|
| 1 | | 24.333 | 35.973 | 28.812 | 2'08.895 | | 13:44'43.641 |
| 2 | 28.650 | 23.171 | 35.491 | 28.502 | 1'55.814 | 221,3 | 13:46'39.455 |
| 3 | 28.748 | 23.791 | 35.840 | 28.318 | 1'56.697 | 216,4 | 13:48'36.152 |
| 4 | 28.181 | 22.840 | 35.685 | 28.246 | 1'54.952 | 219,5 | 13:50'31.104 |
| 5 | 28.596 | 23.052 | 35.832 | 28.336 | 1'55.816 | 218,6 | 13:52'26.920 |
| 6 | 28.580 | 23.399 | 35.044 | 28.328 | 1'55.351 | 219,5 | 13:54'22.271 |
| 7 | 28.312 | 23.182 | 35.233 | 28.356 | 1'55.083 | 216,0 | 13:56'17.354 |
| 8 | 28.574 | 23.170 | 35.582 | 28.373 | 1'55.699 | 216,4 | 13:58'13.053 |
| 9 | 28.478 | 22.820 | 35.204 | 28.307 | 1'54.809 | 215,1 | 14:00'07.862 |
| 10 | 29.339 | 39.479 | 51.003 | 41.994 | 2'41.815 | 218,2 | 14:02'49.677 |
| 11 | 47.580 | 39.395 | 54.717 | 43.809 | 3'05.501 | 133,3 | 14:05'55.178 |
| 12 | 44.293 | 33.599 | 51.486 | 47.555 | 2'56.933 | 128,7 | 14:08'52.111 |
| 13 | 29.066 | 23.226 | 38.319 | 28.605 | 1'59.216 | 214,3 | 14:10'51.327 |

Tempo di gara 28'16.581

95 S. NOAL (1'53.162)

| Giro | Seg.1 | Seg.2 | Seg.3 | Seg.4 | T. Giro | km/h | Local Time |
|------|---------------|---------------|---------------|---------------|-----------------|--------------|--------------|
| 1 | | 25.646 | 37.074 | 27.927 | 2'11.912 | | 13:44'46.658 |
| 2 | 27.728 | 23.225 | 35.464 | 27.929 | 1'54.346 | 230,3 | 13:46'41.004 |
| 3 | 28.279 | 23.189 | 35.607 | 28.103 | 1'55.178 | 230,8 | 13:48'36.182 |
| 4 | 27.400 | 23.071 | 35.490 | 27.639 | 1'53.600 | 228,8 | 13:50'29.782 |
| 5 | 27.448 | 22.544 | 35.376 | 27.794 | 1'53.162 | 232,8 | 13:52'22.944 |
| 6 | 27.454 | 22.791 | 35.902 | 27.528 | 1'53.675 | 234,3 | 13:54'16.619 |
| 7 | 27.608 | 22.825 | 35.208 | 27.541 | 1'53.182 | 233,3 | 13:56'09.801 |
| 8 | 27.723 | 23.128 | 34.989 | 28.175 | 1'54.015 | 232,8 | 13:58'03.816 |
| 9 | 28.074 | 23.266 | 35.494 | 28.922 | 1'55.756 | 230,3 | 13:59'59.572 |
| 10 | 28.007 | 24.774 | 46.857 | 33.377 | 2'13.015 | 230,8 | 14:02'12.587 |
| 11 | 34.374 | 33.146 | 1'00.688 | 43.050 | 2'51.258 | 197,8 | 14:05'03.845 |
| 12 | 44.489 | 33.475 | 52.686 | 42.803 | 2'53.453 | 141,5 | 14:07'57.298 |
| 13 | 38.258 | 31.670 | 41.655 | 28.531 | 2'20.114 | 167,4 | 14:10'17.412 |
| 14 | 28.994 | 25.378 | 36.845 | 28.631 | 1'59.848 | 227,4 | 14:12'17.260 |

Tempo di gara 29'42.514 + 5.000Pen

91 J. CLAVALD (1'50.300)

| Giro | Seg.1 | Seg.2 | Seg.3 | Seg.4 | T. Giro | km/h | Local Time |
|------|---------------|---------------|---------------|---------------|-----------------|--------------|--------------|
| 1 | | 24.032 | 35.032 | 27.809 | 2'04.641 | | 13:44'39.387 |
| 2 | 27.141 | 22.290 | 34.325 | 27.236 | 1'50.992 | 226,9 | 13:46'30.379 |
| 3 | 27.158 | 22.330 | 34.541 | 27.497 | 1'51.526 | 229,8 | 13:48'21.905 |
| 4 | 27.739 | 22.005 | 33.985 | 27.351 | 1'51.080 | 229,8 | 13:50'12.985 |
| 5 | 27.244 | 22.173 | 34.214 | 27.483 | 1'51.114 | 230,8 | 13:52'04.099 |
| 6 | 27.167 | 22.159 | 33.719 | 27.344 | 1'50.389 | 227,8 | 13:53'54.488 |
| 7 | 27.056 | 22.053 | 33.853 | 27.338 | 1'50.300 | 229,3 | 13:55'44.788 |
| 8 | 27.200 | 22.165 | 34.830 | 27.396 | 1'51.591 | 228,8 | 13:57'36.379 |
| 9 | 27.154 | 22.502 | 34.191 | 27.406 | 1'51.253 | 226,9 | 13:59'27.632 |
| 10 | 28.435 | 22.784 | 37.298 | 34.488 | 2'03.005 | 226,4 | 14:01'30.637 |
| 11 | 33.327 | 26.528 | 45.100 | 32.392 | 2'17.347 | 188,2 | 14:03'47.984 |
| 12 | 29.931 | 23.731 | 44.113 | 48.576 | 2'26.351 | 202,6 | 14:06'14.335 |

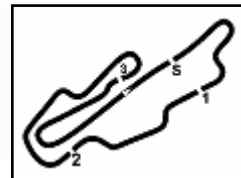
122 N. GROER (2'00.431)

| Giro | Seg.1 | Seg.2 | Seg.3 | Seg.4 | T. Giro | km/h | Local Time |
|------|---------------|---------------|---------------|---------------|-----------------|--------------|--------------|
| 1 | | 27.012 | 38.276 | 29.358 | 2'16.859 | | 13:44'51.605 |
| 2 | 29.309 | 25.118 | 38.664 | 29.698 | 2'02.789 | 229,3 | 13:46'54.394 |
| 3 | 29.586 | 25.064 | 37.803 | 29.763 | 2'02.216 | 227,8 | 13:48'56.610 |
| 4 | 29.097 | 24.678 | 37.804 | 29.148 | 2'00.727 | 228,3 | 13:50'57.337 |
| 5 | 28.970 | 27.510 | 38.181 | 29.425 | 2'04.086 | 232,8 | 13:53'01.423 |
| 6 | 29.949 | 27.625 | 38.362 | 29.219 | 2'05.155 | 231,3 | 13:55'06.578 |
| 7 | 28.812 | 26.404 | 40.122 | 30.009 | 2'05.347 | 233,3 | 13:57'11.925 |
| 8 | 29.024 | 25.044 | 37.525 | 28.838 | 2'00.431 | 231,8 | 13:59'12.356 |
| 9 | 30.681 | 25.089 | 38.284 | 30.411 | 2'04.465 | 231,3 | 14:01'16.821 |

24/08/2024

P = Box In/Out - C = Tempo Invalidato





ACI Racing Weekend Mugello, 24-25 Agosto 2024

Zinox F2000 Trophy - Analisi Tempi Gara 1

Start at 13:42'34.746

| | | | | | | | |
|----|--------|--------|--------|--------|----------|-------|--------------|
| 10 | 30.002 | 26.295 | 41.265 | 33.214 | 2'10.776 | 231,3 | 14:03'27.597 |
| 11 | 32.486 | 29.193 | 54.254 | 48.423 | 2'44.356 | 221,8 | 14:06'11.953 |
| 12 | 40.345 | 30.538 | 52.126 | 49.478 | 2'52.487 | 148,6 | 14:09'04.440 |
| 13 | 29.560 | 26.157 | 37.912 | 29.397 | 2'03.026 | 231,3 | 14:11'07.466 |

Tempo di gara 28'32.720

125 R. SISKA (2'03.714)

| Giro | Seg.1 | Seg.2 | Seg.3 | Seg.4 | T. Giro | km/h | Local Time |
|------|---------------|---------------|---------------|---------------|-----------------|--------------|--------------|
| 1 | | 28.907 | 40.570 | 30.228 | 2'23.960 | | 13:44'58.706 |
| 2 | 30.474 | 26.765 | 40.387 | 30.257 | 2'07.883 | 222,7 | 13:47'06.589 |
| 3 | 30.452 | 26.562 | 39.979 | 29.694 | 2'06.687 | 224,1 | 13:49'13.276 |
| 4 | 29.556 | 25.950 | 38.889 | 29.833 | 2'04.228 | 225,9 | 13:51'17.504 |
| 5 | 31.112 | 32.073 | 40.169 | 29.757 | 2'13.111 | 228,3 | 13:53'30.615 |
| 6 | 29.686 | 26.589 | 38.607 | 29.320 | 2'04.202 | 227,8 | 13:55'34.817 |
| 7 | 29.375 | 26.459 | 39.837 | 29.943 | 2'05.614 | 229,3 | 13:57'40.431 |
| 8 | 29.868 | 28.928 | | | 2'08.742 | 226,9 | 13:59'49.173 |
| 9 | 29.765 | 29.627 | 47.826 | 33.084 | 2'20.302 | 227,4 | 14:02'09.475 |
| 10 | 34.193 | 33.991 | 58.958 | 44.388 | 2'51.530 | 175,3 | 14:05'01.005 |
| 11 | 44.511 | 33.557 | 51.930 | 41.924 | 2'51.922 | 120,8 | 14:07'52.927 |
| 12 | 39.779 | 32.951 | 41.168 | 29.404 | 2'23.302 | 139,7 | 14:10'16.229 |
| 13 | 29.090 | 27.302 | 38.374 | 28.948 | 2'03.714 | 225,0 | 14:12'19.943 |

Tempo di gara 29'45.197

131 F. GALLI (1'42.589)

| Giro | Seg.1 | Seg.2 | Seg.3 | Seg.4 | T. Giro | km/h | Local Time |
|------|---------------|---------------|---------------|---------------|-----------------|--------------|--------------|
| 1 | | 19.901 | 31.423 | 25.644 | 1'49.124 | | 13:44'23.870 |
| 2 | 25.622 | 19.983 | 31.409 | 25.575 | 1'42.589 | 232,8 | 13:46'06.459 |
| 3 | 25.608 | 20.132 | 31.782 | 25.552 | 1'43.074 | 234,8 | 13:47'49.533 |
| 4 | 26.593 | 20.219 | 32.184 | 25.594 | 1'44.590 | 234,3 | 13:49'34.123 |
| 5 | 26.015 | 20.284 | 32.135 | 25.806 | 1'44.240 | 235,3 | 13:51'18.363 |
| 6 | 27.549 | 22.703 | 34.367 | 26.413 | 1'51.032 | 237,4 | 13:53'09.395 |
| 7 | 27.952 | 23.037 | 34.741 | 26.691 | 1'52.421 | 230,8 | 13:55'01.816 |
| 8 | 27.426 | 23.171 | 34.283 | 27.650 | 1'52.530 | 228,8 | 13:56'54.346 |
| 9 | 27.297 | 22.029 | 34.121 | 26.492 | 1'49.939 | 230,3 | 13:58'44.285 |
| 10 | 26.955 | 22.986 | 34.927 | 1'40.566 | 3'05.434P | 231,8 | 14:01'49.719 |
| 11 | 35.355 | 22.165 | 32.981 | 30.499 | 2'01.000P | 174,8 | 14:03'50.719 |
| 12 | 32.658 | 26.732 | 40.779 | 47.318 | 2'27.487 | 193,2 | 14:06'18.206 |
| 13 | 37.913 | 31.136 | 52.677 | 47.953 | 2'49.679 | 165,6 | 14:09'07.885 |
| 14 | 26.499 | 21.693 | 34.019 | 26.429 | 1'48.640 | 235,3 | 14:10'56.525 |

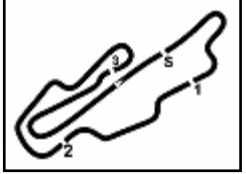
Tempo di gara 28'21.779 + 5.000Pen

212 P. BRAJNIK (1'43.144)

| Giro | Seg.1 | Seg.2 | Seg.3 | Seg.4 | T. Giro | km/h | Local Time |
|------|---------------|---------------|---------------|---------------|-----------------|--------------|--------------|
| 1 | | 20.595 | 31.568 | 26.024 | 1'51.779 | | 13:44'26.525 |
| 2 | 25.786 | 20.226 | 31.732 | 25.661 | 1'43.405 | 234,3 | 13:46'09.930 |
| 3 | 25.767 | 20.029 | 31.535 | 25.813 | 1'43.144 | 235,3 | 13:47'53.074 |
| 4 | 25.804 | 19.895 | 31.518 | 25.989 | 1'43.206 | 232,3 | 13:49'36.280 |
| 5 | 25.735 | 20.181 | 31.622 | 25.846 | 1'43.384 | 233,8 | 13:51'19.664 |
| 6 | 29.065 | 23.338 | 31.673 | 25.997 | 1'50.073 | 236,8 | 13:53'09.737 |
| 7 | 26.342 | 22.423 | 32.492 | 25.836 | 1'47.093 | 238,4 | 13:54'56.830 |
| 8 | 26.259 | 20.427 | 33.099 | 25.957 | 1'45.742 | 234,8 | 13:56'42.572 |
| 9 | 25.898 | 20.492 | 32.641 | 25.898 | 1'44.929 | 233,8 | 13:58'27.501 |
| 10 | 25.900 | 20.349 | 32.544 | 26.382 | 1'45.175 | 234,3 | 14:00'12.676 |
| 11 | 26.437 | 38.809 | 50.691 | 42.423 | 2'38.360 | 232,8 | 14:02'51.036 |
| 12 | 47.674 | 39.004 | 54.826 | 44.021 | 3'05.525 | 129,7 | 14:05'56.561 |
| 13 | 44.045 | 33.331 | 51.559 | 46.943 | 2'55.878 | 136,7 | 14:08'52.439 |
| 14 | 27.144 | 20.575 | 32.162 | 26.178 | 1'46.059 | 230,8 | 14:10'38.498 |

Tempo di gara 28'03.752





ACI Racing Weekend Mugello, 24-25 Agosto 2024

Zinox F2000 Trophy - Best Sectors & Speed Gara 1

| CLASSIFICA | | | |
|------------|----------------------------|------------------|----------|
| 1 | 44 ZELLER Sandro | F3 Dallara F312 | Giri 14 |
| 2 | 32 SMIALEK Victor | F3 Dallara F316 | 4.639 |
| 3 | 212 BRAJNIK Paolo | F3 Dallara F320 | 4.886 |
| 4 | 69 STENTELLA Enzo | F3 Dallara F317 | 9.699 |
| 5 | 65 ROUBICEK Roman | F3 Dallara F320 | 11.677 |
| 6 | 8 RASERO Dino | F3 Dallara F320 | 12.442 |
| 7 | 20 LARSEN Stig | F3 Dallara F320 | 14.080 |
| 8 | 14 BENALLI Andrea | F3 Dallara F317 | 14.245 |
| 9 | 46 PEREGO Riccardo | F3 Dallara F317 | 14.738 |
| 10 | 11 BHOLEN Kurt | F3 Dallara F316 | 19.944 |
| 11 | 39 BONANOMI Edoardo | F3 Dallara F312 | 21.611 |
| 12 | 43 PEDETTI Giancarlo | F3 Dallara F316 | 21.919 |
| 13 | 91 CLAVAUD Jeremy | Tatuus FR 2.0 | 27.829 |
| 14 | 131 GALLI Francesco | F3 Dallara F320 | 27.913 |
| 15 | 56 ZELTNER Thomas | F3 Dallara F314 | 28.517 |
| 16 | 67 ZUCCO Alessandro | Tatuus FR 2.0 | 1'20.586 |
| 17 | 21 VAGLIO Umberto | F3 Dallara F308 | 1'26.650 |
| 18 | 7 SARTORI Karim | Tatuus FR 2.0 | 1'30.343 |
| 19 | 26 TANJU Emir | Tatuus FR 2.0 | 1'30.480 |
| 20 | 12 LEDERMANN Christof | Formula Regional | 1'37.443 |
| 21 | 2 BALESTRINI Laurence | F3 Dallara F317 | 1'38.253 |
| 22 | 9 GIORDANO Giovanni | F3 Dallara F308 | 1'43.219 |
| 23 | 95 NOAL Stefano | Tatuus FR 2.0 | 1'48.648 |
| 24 | 94 FOUCHE Arthur | Tatuus FR 2.0 | 1 Giro |
| 25 | 92 CATALDO Romano | Tatuus FR 2.0 | 1 Giro |
| 26 | 40 CAVIGIOLI Andrea | Tatuus FR 2.0 | 1 Giro |
| 27 | 122 GROER Norbert | Tatuus FR 2.0 | 1 Giro |
| 28 | 10 IANNACCONE Luca | F3 Dallara F308 | 1 Giro |
| 29 | 125 SISKA Robert | Tatuus FR 2.0 | 1 Giro |
| 30 | 34 CONTI Sergio | Tatuus F4 | 3 Giri |
| 31 | 16 FRUNCILLO Sara | Tatuus F4 | 4 Giri |
| 32 | 4 ROWE Robert | F3 Dallara F312 | 5 Giri |
| 33 | 22 PETROPOULOS Andre | F3 Dallara F316 | 5 Giri |
| RIT | 1 BERTA Benjamin | F3 Dallara F320 | 7 Giri |
| RIT | 33 AL-MUHANNADI A. Shaheen | F3 Dallara F312 | 10 Giri |

| SPEED | | |
|-------|----------------------------|------------------------|
| 1 | 12 LEDERMANN Christof | Formula Regional 246,0 |
| 2 | 46 PEREGO Riccardo | F3 Dallara F317 243,8 |
| 3 | 1 BERTA Benjamin | F3 Dallara F320 241,6 |
| 4 | 20 LARSEN Stig | F3 Dallara F320 241,6 |
| 5 | 56 ZELTNER Thomas | F3 Dallara F314 240,5 |
| 6 | 65 ROUBICEK Roman | F3 Dallara F320 238,9 |
| 7 | 212 BRAJNIK Paolo | F3 Dallara F320 238,4 |
| 8 | 14 BENALLI Andrea | F3 Dallara F317 237,9 |
| 9 | 33 AL-MUHANNADI A. Shaheen | F3 Dallara F312 237,9 |
| 10 | 32 SMIALEK Victor | F3 Dallara F316 237,4 |
| 11 | 69 STENTELLA Enzo | F3 Dallara F317 237,4 |
| 12 | 131 GALLI Francesco | F3 Dallara F320 237,4 |
| 13 | 8 RASERO Dino | F3 Dallara F320 237,4 |
| 14 | 44 ZELLER Sandro | F3 Dallara F312 236,8 |
| 15 | 26 TANJU Emir | Tatuus FR 2.0 236,3 |
| 16 | 4 ROWE Robert | F3 Dallara F312 235,3 |
| 17 | 95 NOAL Stefano | Tatuus FR 2.0 234,3 |
| 18 | 122 GROER Norbert | Tatuus FR 2.0 233,3 |
| 19 | 11 BHOLEN Kurt | F3 Dallara F316 232,8 |
| 20 | 2 BALESTRINI Laurence | F3 Dallara F317 232,8 |
| 21 | 7 SARTORI Karim | Tatuus FR 2.0 231,8 |
| 22 | 40 CAVIGIOLI Andrea | Tatuus FR 2.0 231,3 |
| 23 | 22 PETROPOULOS Andre | F3 Dallara F316 230,8 |
| 24 | 67 ZUCCO Alessandro | Tatuus FR 2.0 230,8 |
| 25 | 91 CLAVAUD Jeremy | Tatuus FR 2.0 230,8 |
| 26 | 43 PEDETTI Giancarlo | F3 Dallara F316 229,8 |
| 27 | 125 SISKA Robert | Tatuus FR 2.0 229,3 |
| 28 | 34 CONTI Sergio | Tatuus F4 229,3 |
| 29 | 39 BONANOMI Edoardo | F3 Dallara F312 229,3 |
| 30 | 92 CATALDO Romano | Tatuus FR 2.0 228,8 |
| 31 | 21 VAGLIO Umberto | F3 Dallara F308 228,3 |
| 32 | 9 GIORDANO Giovanni | F3 Dallara F308 227,8 |
| 33 | 10 IANNACCONE Luca | F3 Dallara F308 223,6 |
| 34 | 94 FOUCHE Arthur | Tatuus FR 2.0 221,3 |
| 35 | 16 FRUNCILLO Sara | Tatuus F4 214,3 |

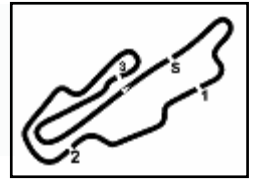
| SEG. 1 | | |
|--------|------------------------|--------|
| 1 | 1 BERTA Benjamin | 25.379 |
| 2 | 131 GALLI Francesco | 25.608 |
| 3 | 44 ZELLER Sandro | 25.727 |
| 4 | 212 BRAJNIK Paolo | 25.735 |
| 5 | 32 SMIALEK Victor | 25.750 |
| 6 | 14 BENALLI Andrea | 25.979 |
| 7 | 8 RASERO Dino | 26.014 |
| 8 | 69 STENTELLA Enzo | 26.107 |
| 9 | 46 PEREGO Riccardo | 26.116 |
| 10 | 65 ROUBICEK Roman | 26.158 |
| 11 | 11 BHOLEN Kurt | 26.227 |
| 12 | 33 AL-MUHANNADI A. Sha | 26.258 |
| 13 | 20 LARSEN Stig | 26.325 |
| 14 | 22 PETROPOULOS Andre | 26.656 |
| 15 | 39 BONANOMI Edoardo | 26.843 |
| 16 | 56 ZELTNER Thomas | 26.900 |
| 17 | 67 ZUCCO Alessandro | 26.952 |
| 18 | 4 ROWE Robert | 26.975 |
| 19 | 43 PEDETTI Giancarlo | 26.996 |
| 20 | 91 CLAVAUD Jeremy | 27.056 |
| 21 | 26 TANJU Emir | 27.127 |
| 22 | 12 LEDERMANN Christof | 27.218 |
| 23 | 7 SARTORI Karim | 27.277 |
| 24 | 9 GIORDANO Giovanni | 27.280 |
| 25 | 21 VAGLIO Umberto | 27.302 |
| 26 | 95 NOAL Stefano | 27.400 |
| 27 | 40 CAVIGIOLI Andrea | 27.500 |
| 28 | 2 BALESTRINI Laurence | 27.523 |
| 29 | 94 FOUCHE Arthur | 28.181 |
| 30 | 92 CATALDO Romano | 28.354 |
| 31 | 122 GROER Norbert | 28.812 |
| 32 | 125 SISKA Robert | 29.090 |
| 33 | 10 IANNACCONE Luca | 29.417 |
| 34 | 34 CONTI Sergio | 32.336 |
| 35 | 16 FRUNCILLO Sara | 33.227 |

| SEG. 2 | | |
|--------|------------------------|--------|
| 1 | 1 BERTA Benjamin | 19.716 |
| 2 | 44 ZELLER Sandro | 19.746 |
| 3 | 32 SMIALEK Victor | 19.875 |
| 4 | 212 BRAJNIK Paolo | 19.895 |
| 5 | 131 GALLI Francesco | 19.901 |
| 6 | 14 BENALLI Andrea | 20.466 |
| 7 | 8 RASERO Dino | 20.610 |
| 8 | 11 BHOLEN Kurt | 20.648 |
| 9 | 65 ROUBICEK Roman | 20.648 |
| 10 | 69 STENTELLA Enzo | 20.817 |
| 11 | 20 LARSEN Stig | 20.946 |
| 12 | 33 AL-MUHANNADI A. Sha | 20.949 |
| 13 | 46 PEREGO Riccardo | 21.137 |
| 14 | 22 PETROPOULOS Andre | 21.337 |
| 15 | 56 ZELTNER Thomas | 21.460 |
| 16 | 39 BONANOMI Edoardo | 21.799 |
| 17 | 43 PEDETTI Giancarlo | 21.921 |
| 18 | 91 CLAVAUD Jeremy | 22.005 |
| 19 | 26 TANJU Emir | 22.028 |
| 20 | 9 GIORDANO Giovanni | 22.122 |
| 21 | 67 ZUCCO Alessandro | 22.343 |
| 22 | 4 ROWE Robert | 22.344 |
| 23 | 21 VAGLIO Umberto | 22.365 |
| 24 | 7 SARTORI Karim | 22.388 |
| 25 | 95 NOAL Stefano | 22.544 |
| 26 | 2 BALESTRINI Laurence | 22.765 |
| 27 | 94 FOUCHE Arthur | 22.820 |
| 28 | 12 LEDERMANN Christof | 22.838 |
| 29 | 40 CAVIGIOLI Andrea | 23.126 |
| 30 | 92 CATALDO Romano | 23.773 |
| 31 | 122 GROER Norbert | 24.678 |
| 32 | 10 IANNACCONE Luca | 25.227 |
| 33 | 125 SISKA Robert | 25.950 |
| 34 | 34 CONTI Sergio | 28.124 |
| 35 | 16 FRUNCILLO Sara | 31.580 |

| SEG. 3 | | |
|--------|------------------------|--------|
| 1 | 1 BERTA Benjamin | 31.128 |
| 2 | 131 GALLI Francesco | 31.409 |
| 3 | 44 ZELLER Sandro | 31.514 |
| 4 | 212 BRAJNIK Paolo | 31.518 |
| 5 | 32 SMIALEK Victor | 31.534 |
| 6 | 69 STENTELLA Enzo | 31.724 |
| 7 | 14 BENALLI Andrea | 31.751 |
| 8 | 11 BHOLEN Kurt | 32.005 |
| 9 | 8 RASERO Dino | 32.029 |
| 10 | 20 LARSEN Stig | 32.162 |
| 11 | 46 PEREGO Riccardo | 32.378 |
| 12 | 65 ROUBICEK Roman | 32.381 |
| 13 | 33 AL-MUHANNADI A. Sha | 32.648 |
| 14 | 39 BONANOMI Edoardo | 32.914 |
| 15 | 22 PETROPOULOS Andre | 32.955 |
| 16 | 56 ZELTNER Thomas | 33.291 |
| 17 | 43 PEDETTI Giancarlo | 33.428 |
| 18 | 9 GIORDANO Giovanni | 33.672 |
| 19 | 91 CLAVAUD Jeremy | 33.719 |
| 20 | 4 ROWE Robert | 33.865 |
| 21 | 7 SARTORI Karim | 34.284 |
| 22 | 26 TANJU Emir | 34.386 |
| 23 | 21 VAGLIO Umberto | 34.397 |
| 24 | 67 ZUCCO Alessandro | 34.460 |
| 25 | 95 NOAL Stefano | 34.989 |
| 26 | 94 FOUCHE Arthur | 35.044 |
| 27 | 2 BALESTRINI Laurence | 35.048 |
| 28 | 12 LEDERMANN Christof | 35.214 |
| 29 | 40 CAVIGIOLI Andrea | 35.673 |
| 30 | 92 CATALDO Romano | 36.126 |
| 31 | 122 GROER Norbert | 37.525 |
| 32 | 10 IANNACCONE Luca | 37.555 |
| 33 | 125 SISKA Robert | 38.374 |
| 34 | 34 CONTI Sergio | 42.371 |
| 35 | 16 FRUNCILLO Sara | 46.771 |

| SEG. 4 | | |
|--------|------------------------|--------|
| 1 | 1 BERTA Benjamin | 25.517 |
| 2 | 131 GALLI Francesco | 25.552 |
| 3 | 32 SMIALEK Victor | 25.608 |
| 4 | 212 BRAJNIK Paolo | 25.661 |
| 5 | 44 ZELLER Sandro | 25.687 |
| 6 | 14 BENALLI Andrea | 25.772 |
| 7 | 69 STENTELLA Enzo | 25.846 |
| 8 | 8 RASERO Dino | 25.910 |
| 9 | 20 LARSEN Stig | 25.917 |
| 10 | 46 PEREGO Riccardo | 26.001 |
| 11 | 65 ROUBICEK Roman | 26.010 |
| 12 | 11 BHOLEN Kurt | 26.209 |
| 13 | 33 AL-MUHANNADI A. Sha | 26.284 |
| 14 | 39 BONANOMI Edoardo | 26.691 |
| 15 | 22 PETROPOULOS Andre | 26.695 |
| 16 | 56 ZELTNER Thomas | 26.763 |
| 17 | 43 PEDETTI Giancarlo | 26.917 |
| 18 | 4 ROWE Robert | 27.002 |
| 19 | 12 LEDERMANN Christof | 27.022 |
| 20 | 7 SARTORI Karim | 27.123 |
| 21 | 2 BALESTRINI Laurence | 27.126 |
| 22 | 67 ZUCCO Alessandro | 27.144 |
| 23 | 26 TANJU Emir | 27.193 |
| 24 | 91 CLAVAUD Jeremy | 27.236 |
| 25 | 9 GIORDANO Giovanni | 27.257 |
| 26 | 40 CAVIGIOLI Andrea | 27.466 |
| 27 | 95 NOAL Stefano | 27.528 |
| 28 | 21 VAGLIO Umberto | 27.618 |
| 29 | 92 CATALDO Romano | 28.190 |
| 30 | 94 FOUCHE Arthur | 28.246 |
| 31 | 10 IANNACCONE Luca | 28.810 |
| 32 | 122 GROER Norbert | 28.838 |
| 33 | 125 SISKA Robert | 28.948 |
| 34 | 34 CONTI Sergio | 31.526 |
| 35 | 16 FRUNCILLO Sara | 34.762 |

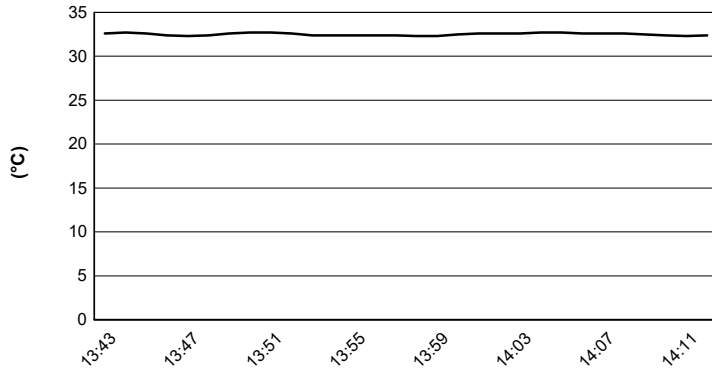
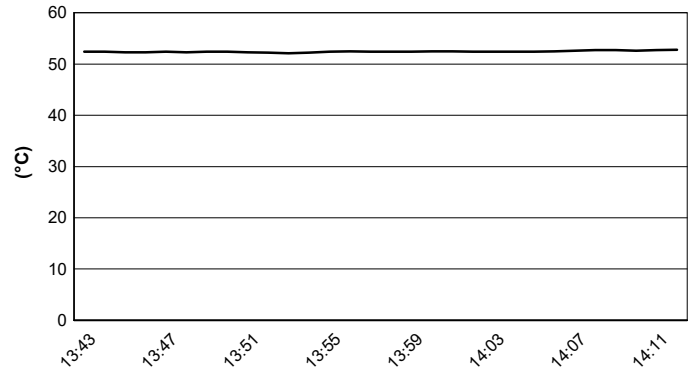
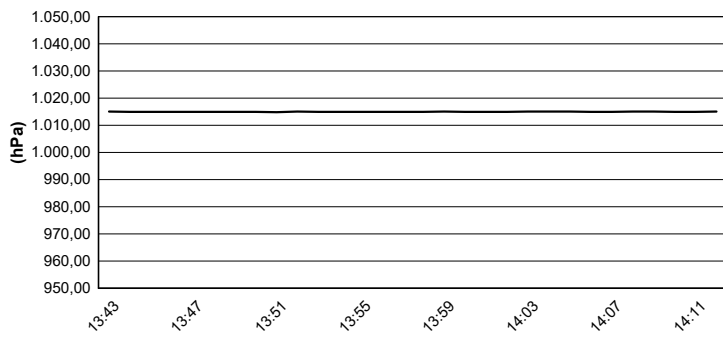
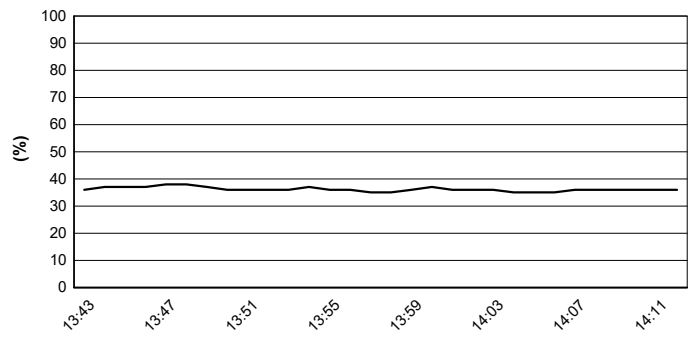
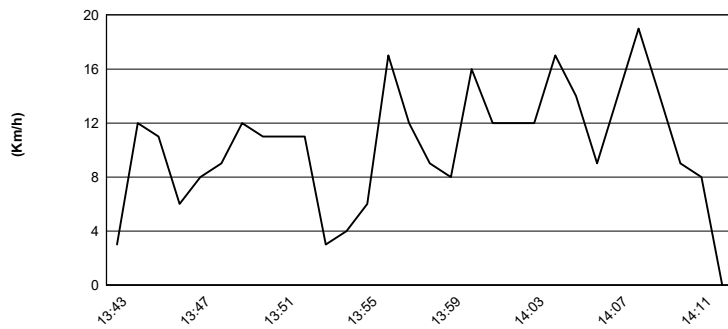




Aut.Int. Mugello 5.245 m

ACI Racing Weekend Mugello, 24-25 Agosto 2024**Zinox F2000 Trophy - Meteo Gara 1**

Session started 13:43 - Session ended 14:13

Air Temperature**Track Temperature****Air Pressure****Humidity****Wind Speed****Wind Direction**