
**ACI Racing Weekend Vallelunga, 17-18 Settembre 2022**
**Top Jet F2000 Formula Trophy - Classifica Qualifiche**

Vallelunga Auto 4.085 m

1 / 2

Num.	Conduuttore	Naz	Concorrente	Team	Auto	Classe	Tempo	Dist.	Rel.	Giri
1	<b>51 PELLEGRINI</b> Bernardo	ITA	Pellegrini Bernardo	HT Powertrain	Dallara F317	F20-SF	<b>1'29.173</b>			14
2	<b>212 BRAJNIK</b> Paolo	SRB	NV Racing	NV Racing	Dallara F320	F20-SF	<b>1'29.652</b>	0.479	0.479	16
3	<b>63 BERTA</b> Benjamin	HUN	Team Hoffmann Racing	Team Hoffmann Racing	Dallara F314	F20-SF	<b>1'30.833</b>	1.660	1.181	12
4	<b>21 PAPALEO</b> Renato	ITA	Papaleo Renato	One Management	Dallara F315	F20-SF	<b>1'31.332</b>	2.159	0.499	12
5	<b>46 PEREGO</b> Riccardo	ITA	Perego Riccardo	Team Perego	Dallara F317	F20-SF	<b>1'32.046</b>	2.873	0.714	15
6	<b>88 SOLFAROLI</b> Francesco	ITA	Solfaroli Francesco	Facondini Racing	Dallara F308	F20-F3PA	<b>1'32.129</b>	2.956	0.083	13
7	<b>10 NODA</b> Juju	JAP	Vadum Thomas	Vadum Racing	F.Regional	F20-SF	<b>1'32.705</b>	3.532	0.576	11
8	<b>6 MILANI</b> Enrico	ITA	Milani Enrico	Facondini Racing	Dallara F308	F20-F3P	<b>1'32.730</b>	3.557	0.025	15
9	<b>73 ATZORI</b> Francesco	ITA	Atzori Francesco	Derva Corse	Tatuus FR 2.0	FC-OPEN	<b>1'33.031</b>	3.858	0.301	9
10	<b>42 PEDETTI</b> Davide	ITA	Pedetti Davide	Nannini Racing	Dallara F316	F20-F3P	<b>1'33.163</b>	3.990	0.132	14
11	<b>20 LARSEN</b> Stig	DNK	Larsen Stig	Automobile Tricolore	Dallara F312	F20-F3P	<b>1'34.058</b>	4.885	0.895	15
12	<b>29 PALUMMIERI</b> Stefano	ITA	Palummiere Stefano	PLMRacing	Tatuus FR 2.0	FC-OPEN	<b>1'34.570</b>	5.397	0.512	15
13	<b>31 D'AMICIS</b> Edoardo	ITA	D'Amicis Edoardo	Viola Formula Racing	Tatuus FR 2.0	FC-OPEN	<b>1'34.700</b>	5.527	0.130	11
14	<b>27 BELLEZZA</b> Patrick	ITA	Bellezza Patrick	Bellspeed	Dallara F300	F20-F3P	<b>1'34.806</b>	5.633	0.106	15
15	<b>39 BONANOMI</b> Edoardo	ITA	Automobile Tricolore	Automobile Tricolore	F3 Mygale	F20-F3PA	<b>1'35.910</b>	6.737	1.104	14
16	<b>75 SHIBI</b> Mei	ITA	Shibi Oren	Racing in Italy	Dallara F308	F20-F3P	<b>1'35.911</b>	6.738	0.001	13
17	<b>28 BERTO</b> Giorgio	ITA	Berto	BMG Racing	Dallara F308	F20-F3PA	<b>1'36.116</b>	6.943	0.205	14
18	<b>79 TURCHETTO</b> Fabio	ITA	Turchetto Fabio	Ruote Scoperte	Tatuus FR 2.0	FC-LIGHT	<b>1'36.208</b>	7.035	0.092	15
19	<b>90 RINALDI</b> Marco	ITA	Rinaldi Marco	Sud Motorsport	Dallara F302	F20-F3P	<b>1'36.580</b>	7.407	0.372	14
20	<b>95 CARAMUSCIA</b> Christian	ITA	Caramuscia Christian	Derva Corse	Tatuus FR 2.0	FC-OPEN	<b>1'36.767</b>	7.594	0.187	11
21	<b>30 MASCI</b> Andrea	ITA	Masci Andrea	Ruote Scoperte	Tatuus FR 2.0	FC-LIGHT	<b>1'37.174</b>	8.001	0.407	15
22	<b>33 MARINARO</b> Salvatore	ITA	Marinaro Salvatore	Sud Motorsport	Dallara F310	F20-F3A	<b>1'37.325</b>	8.152	0.151	9
23	<b>18 NERI</b> Jean Luc	FRA	Neri Jean Luc	Sud Motorsport	Dallara F311	F20-F3A	<b>1'37.748</b>	8.575	0.423	14
24	<b>7 STOLA</b> Armando	ITA	Stola Armando	Sud Motorsport	Dallara F308	F20-F3A	<b>1'41.179</b>	12.006	3.431	8
25	<b>3 DE VIRGILIS</b> Giancarlo	ITA	De Virgilis Giancarlo	Alpha Team Racing	Tatuus FR 2.0	FC-LIGHT	<b>1'41.653</b>	12.480	0.474	12

**Tempo di Qualificazione: (117% di 1'29.886): 1'45.167**

Umidità	62%	ARIA	26°C
Condizioni	DRY	Pista	34°C

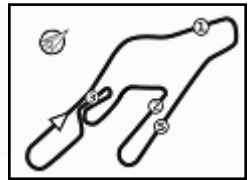
Direttore di Gara : Gianfranco Bonifacio

Direttore di Prova : Gianluca Marotta

	Inizio	Fine
16/09/2022	17:15	17:41

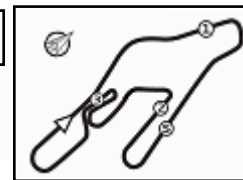
Esposta alle: .....




**Penalty and Infringement**
**Fastest Laps Sequence**

Num.	Concorrente	Naz	Team	Auto	Local Time	Tempo	Dist.	Media
31	E. <b>D'AMICIS</b>	ITA	Viola Formula Racing	Tatuus FR 2.0	17:18'32.673	<b>1'37.186</b>		151,318
63	B. <b>BERTA</b>	HUN	Team Hoffmann Racing	Dallara F314	17:18'39.697	<b>1'34.270</b>	-2.916	155,999
51	B. <b>PELLEGRINI</b>	ITA	HT Powertrain	Dallara F317	17:18'44.217	<b>1'32.712</b>	-1.558	158,620
51	B. <b>PELLEGRINI</b>	ITA	HT Powertrain	Dallara F317	17:20'15.028	<b>1'30.811</b>	-1.901	161,941
51	B. <b>PELLEGRINI</b>	ITA	HT Powertrain	Dallara F317	17:21'45.210	<b>1'30.182</b>	-0.629	163,070
51	B. <b>PELLEGRINI</b>	ITA	HT Powertrain	Dallara F317	17:24'56.165	<b>1'29.816</b>	-0.366	163,735
51	B. <b>PELLEGRINI</b>	ITA	HT Powertrain	Dallara F317	17:33'15.106	<b>1'29.173</b>	-0.643	164,915





# ACI Racing Weekend Vallelunga, 17-18 Settembre 2022

## Top Jet F2000 Formula Trophy - Classifica 2' Tempo Qualifiche

Vallelunga Auto 4.085 m

1 / 2

Num.	Conduuttore	Naz	Concorrente	Team	Auto	Classe	Tempo	Dist.	Rel.	Giri
1	<b>51 PELLEGRINI</b> Bernardo	ITA	Pellegrini Bernardo	HT Powertrain	Dallara F317	F20-SF	<b>1'29.816</b>			14
2	<b>212 BRAJNIK</b> Paolo	SRB	NV Racing	NV Racing	Dallara F320	F20-SF	<b>1'30.195</b>	0.379	0.379	16
3	<b>63 BERTA</b> Benjamin	HUN	Team Hoffmann Racing	Team Hoffmann Racing	Dallara F314	F20-SF	<b>1'31.045</b>	1.229	0.850	12
4	<b>21 PAPALEO</b> Renato	ITA	Papaleo Renato	One Management	Dallara F315	F20-SF	<b>1'31.670</b>	1.854	0.625	12
5	<b>46 PEREGO</b> Riccardo	ITA	Perego Riccardo	Team Perego	Dallara F317	F20-SF	<b>1'32.150</b>	2.334	0.480	15
6	<b>88 SOLFAROLI</b> Francesco	ITA	Solfaroli Francesco	Facondini Racing	Dallara F308	F20-F3PA	<b>1'32.837</b>	3.021	0.687	13
7	<b>6 MILANI</b> Enrico	ITA	Milani Enrico	Facondini Racing	Dallara F308	F20-F3P	<b>1'33.049</b>	3.233	0.212	15
8	<b>10 NODA</b> Juju	JAP	Vadum Thomas	Vadum Racing	F.Regional	F20-SF	<b>1'33.113</b>	3.297	0.064	11
9	<b>42 PEDETTI</b> Davide	ITA	Pedetti Davide	Nannini Racing	Dallara F316	F20-F3P	<b>1'33.168</b>	3.352	0.055	14
10	<b>73 ATZORI</b> Francesco	ITA	Atzori Francesco	Derva Corse	Tatuus FR 2.0	FC-OPEN	<b>1'33.967</b>	4.151	0.799	9
11	<b>20 LARSEN</b> Stig	DNK	Larsen Stig	Automobile Tricolore	Dallara F312	F20-F3P	<b>1'34.109</b>	4.293	0.142	15
12	<b>29 PALUMMIERI</b> Stefano	ITA	Palummiери Stefano	PLMRacing	Tatuus FR 2.0	FC-OPEN	<b>1'34.849</b>	5.033	0.740	15
13	<b>27 BELLEZZA</b> Patrick	ITA	Bellezza Patrick	Bellspeed	Dallara F300	F20-F3P	<b>1'34.964</b>	5.148	0.115	15
14	<b>31 D'AMICIS</b> Edoardo	ITA	D'Amicis Edoardo	Viola Formula Racing	Tatuus FR 2.0	FC-OPEN	<b>1'35.159</b>	5.343	0.195	11
15	<b>39 BONANOMI</b> Edoardo	ITA	Automobile Tricolore	Automobile Tricolore	F3 Mygale	F20-F3PA	<b>1'36.007</b>	6.191	0.848	14
16	<b>75 SHIBI</b> Mei	ITA	Shibi Oren	Racing in Italy	Dallara F308	F20-F3P	<b>1'36.025</b>	6.209	0.018	13
17	<b>28 BERTO</b> Giorgio	ITA	Berto	BMG Racing	Dallara F308	F20-F3PA	<b>1'36.161</b>	6.345	0.136	14
18	<b>79 TURCHETTO</b> Fabio	ITA	Turchetto Fabio	Ruote Scoperte	Tatuus FR 2.0	FC-LIGHT	<b>1'36.390</b>	6.574	0.229	15
19	<b>90 RINALDI</b> Marco	ITA	Rinaldi Marco	Sud Motorsport	Dallara F302	F20-F3P	<b>1'37.142</b>	7.326	0.752	14
20	<b>30 MASCI</b> Andrea	ITA	Masci Andrea	Ruote Scoperte	Tatuus FR 2.0	FC-LIGHT	<b>1'37.194</b>	7.378	0.052	15
21	<b>95 CARAMUSCIA</b> Christian	ITA	Caramuscia Christian	Derva Corse	Tatuus FR 2.0	FC-OPEN	<b>1'37.798</b>	7.982	0.604	11
22	<b>18 NERI</b> Jean Luc	FRA	Neri Jean Luc	Sud Motorsport	Dallara F311	F20-F3A	<b>1'38.034</b>	8.218	0.236	14
23	<b>33 MARINARO</b> Salvatore	ITA	Marinaro Salvatore	Sud Motorsport	Dallara F310	F20-F3A	<b>1'38.102</b>	8.286	0.068	9
24	<b>7 STOLA</b> Armando	ITA	Stola Armando	Sud Motorsport	Dallara F308	F20-F3A	<b>1'41.703</b>	11.887	3.601	8
25	<b>3 DE VIRGILIS</b> Giancarlo	ITA	De Virgilis Giancarlo	Alpha Team Racing	Tatuus FR 2.0	FC-LIGHT	<b>1'42.913</b>	13.097	1.210	12

Umidità	62%	ARIA	26°C
Condizioni	DRY	Pista	34°C

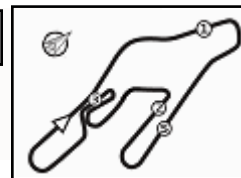
Direttore di Gara : Gianfranco Bonifacio

Direttore di Prova : Gianluca Marotta

	Inizio	Fine
16/09/2022	17:15	17:41

Esposta alle: .....





# ACI Racing Weekend Vallelunga, 17-18 Settembre 2022

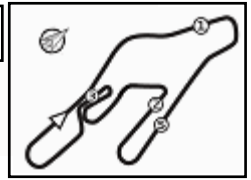
## Top Jet F2000 Formula Trophy - Classifica 2' Tempo Qualifiche

### Penalty and Infringement

### Fastest Laps Sequence

Num.	Concorrente	Naz	Team	Auto	Local Time	Tempo	Dist.	Media
31	E. <b>D'AMICIS</b>	ITA	Viola Formula Racing	Tatuus FR 2.0	17:18'32.673	<b>1'37.186</b>		151,318
63	B. <b>BERTA</b>	HUN	Team Hoffmann Racing	Dallara F314	17:18'39.697	<b>1'34.270</b>	-2.916	155,999
51	B. <b>PELLEGRINI</b>	ITA	HT Powertrain	Dallara F317	17:18'44.217	<b>1'32.712</b>	-1.558	158,620
51	B. <b>PELLEGRINI</b>	ITA	HT Powertrain	Dallara F317	17:20'15.028	<b>1'30.811</b>	-1.901	161,941
51	B. <b>PELLEGRINI</b>	ITA	HT Powertrain	Dallara F317	17:21'45.210	<b>1'30.182</b>	-0.629	163,070
51	B. <b>PELLEGRINI</b>	ITA	HT Powertrain	Dallara F317	17:24'56.165	<b>1'29.816</b>	-0.366	163,735
51	B. <b>PELLEGRINI</b>	ITA	HT Powertrain	Dallara F317	17:33'15.106	<b>1'29.173</b>	-0.643	164,915





# ACI Racing Weekend Vallelunga, 17-18 Settembre 2022

## Top Jet F2000 Formula Trophy - Best Sectors & Speed Qualifiche

**MIGLIOR GIRO**

1	<b>51 PELLEGRINI</b> Bernardo	Dallara F317	1'29.173
2	<b>212 BRAJNIK</b> Paolo	Dallara F320	1'29.652
3	<b>63 BERTA</b> Benjamin	Dallara F314	1'30.833
4	<b>21 PAPALEO</b> Renato	Dallara F315	1'31.332
5	<b>46 PEREGO</b> Riccardo	Dallara F317	1'32.046
6	<b>88 SOLFAROLI</b> Francesco	Dallara F308	1'32.129
7	<b>10 NODA</b> Juju	F.Regional	1'32.705
8	<b>6 MILANI</b> Enrico	Dallara F308	1'32.730
9	<b>73 ATZORI</b> Francesco	Tatuus FR 2.0	1'33.031
10	<b>42 PEDETTI</b> Davide	Dallara F316	1'33.163
11	<b>20 LARSEN</b> Stig	Dallara F312	1'34.058
12	<b>29 PALUMMIERI</b> Stefano	Tatuus FR 2.0	1'34.570
13	<b>31 D'AMICIS</b> Edoardo	Tatuus FR 2.0	1'34.700
14	<b>27 BELLEZZA</b> Patrick	Dallara F300	1'34.806
15	<b>39 BONANOMI</b> Edoardo	F3 Mvqale	1'35.910
16	<b>75 SHIBI</b> Mei	Dallara F308	1'35.911
17	<b>28 BERTO</b> Giorgio	Dallara F308	1'36.116
18	<b>79 TURCHETTO</b> Fabio	Tatuus FR 2.0	1'36.208
19	<b>90 RINALDI</b> Marco	Dallara F302	1'36.580
20	<b>95 CARAMUSCIA</b> Christian	Tatuus FR 2.0	1'36.767
21	<b>30 MASCI</b> Andrea	Tatuus FR 2.0	1'37.174
22	<b>33 MARINARO</b> Salvatore	Dallara F310	1'37.325
23	<b>18 NERI</b> Jean Luc	Dallara F311	1'37.748
24	<b>7 STOLA</b> Armando	Dallara F308	1'41.179
25	<b>3 DE VIRGILIS</b> Giancarlo	Tatuus FR 2.0	1'41.653

**SPEED**

1	<b>10 NODA</b> Juju	F.Regional	225,0
2	<b>212 BRAJNIK</b> Paolo	Dallara F320	224,5
3	<b>63 BERTA</b> Benjamin	Dallara F314	224,1
4	<b>46 PEREGO</b> Riccardo	Dallara F317	222,7
5	<b>51 PELLEGRINI</b> Bernardo	Dallara F317	221,8
6	<b>29 PALUMMIERI</b> Stefano	Tatuus FR 2.0	221,3
7	<b>21 PAPALEO</b> Renato	Dallara F315	220,4
8	<b>6 MILANI</b> Enrico	Dallara F308	217,3
9	<b>95 CARAMUSCIA</b> Christian	Tatuus FR 2.0	216,9
10	<b>42 PEDETTI</b> Davide	Dallara F316	216,4
11	<b>73 ATZORI</b> Francesco	Tatuus FR 2.0	216,0
12	<b>90 RINALDI</b> Marco	Dallara F302	215,6
13	<b>88 SOLFAROLI</b> Francesco	Dallara F308	215,1
14	<b>27 BELLEZZA</b> Patrick	Dallara F300	215,1
15	<b>31 D'AMICIS</b> Edoardo	Tatuus FR 2.0	214,3
16	<b>79 TURCHETTO</b> Fabio	Tatuus FR 2.0	213,4
17	<b>20 LARSEN</b> Stig	Dallara F312	213,4
18	<b>7 STOLA</b> Armando	Dallara F308	213,0
19	<b>39 BONANOMI</b> Edoardo	F3 Mygale	212,2
20	<b>30 MASCI</b> Andrea	Tatuus FR 2.0	211,8
21	<b>18 NERI</b> Jean Luc	Dallara F311	211,4
22	<b>75 SHIBI</b> Mei	Dallara F308	210,5
23	<b>33 MARINARO</b> Salvatore	Dallara F310	209,7
24	<b>28 BERTO</b> Giorgio	Dallara F308	204,9
25	<b>3 DE VIRGILIS</b> Giancarlo	Tatuus FR 2.0	201,1

**SEG. 1**

1	<b>10 NODA</b> Juju	12.590
2	<b>46 PEREGO</b> Riccardo	12.630
3	<b>63 BERTA</b> Benjamin	12.637
4	<b>21 PAPALEO</b> Renato	12.664
5	<b>51 PELLEGRINI</b> Bernardo	12.667
6	<b>212 BRAJNIK</b> Paolo	12.675
7	<b>29 PALUMMIERI</b> Stefano	12.909
8	<b>88 SOLFAROLI</b> Francesco	12.982
9	<b>20 LARSEN</b> Stig	13.005
10	<b>42 PEDETTI</b> Davide	13.044
11	<b>31 D'AMICIS</b> Edoardo	13.046
12	<b>6 MILANI</b> Enrico	13.075
13	<b>73 ATZORI</b> Francesco	13.109
14	<b>95 CARAMUSCIA</b> Christian	13.139
15	<b>18 NERI</b> Jean Luc	13.147
16	<b>79 TURCHETTO</b> Fabio	13.164
17	<b>33 MARINARO</b> Salvatore	13.209
18	<b>27 BELLEZZA</b> Patrick	13.222
19	<b>30 MASCI</b> Andrea	13.287
20	<b>75 SHIBI</b> Mei	13.288
21	<b>39 BONANOMI</b> Edoardo	13.308
22	<b>90 RINALDI</b> Marco	13.382
23	<b>28 BERTO</b> Giorgio	13.543
24	<b>7 STOLA</b> Armando	13.761
25	<b>3 DE VIRGILIS</b> Giancarlo	14.018

**SEG. 2**

1	<b>51 PELLEGRINI</b> Bernardo	30.880
2	<b>212 BRAJNIK</b> Paolo	31.005
3	<b>21 PAPALEO</b> Renato	31.409
4	<b>63 BERTA</b> Benjamin	31.460
5	<b>46 PEREGO</b> Riccardo	31.641
6	<b>88 SOLFAROLI</b> Francesco	31.879
7	<b>42 PEDETTI</b> Davide	31.996
8	<b>10 NODA</b> Juju	32.067
9	<b>6 MILANI</b> Enrico	32.107
10	<b>73 ATZORI</b> Francesco	32.221
11	<b>29 PALUMMIERI</b> Stefano	32.763
12	<b>20 LARSEN</b> Stig	32.774
13	<b>27 BELLEZZA</b> Patrick	32.817
14	<b>31 D'AMICIS</b> Edoardo	33.027
15	<b>39 BONANOMI</b> Edoardo	33.036
16	<b>75 SHIBI</b> Mei	33.110
17	<b>28 BERTO</b> Giorgio	33.193
18	<b>79 TURCHETTO</b> Fabio	33.464
19	<b>90 RINALDI</b> Marco	33.527
20	<b>95 CARAMUSCIA</b> Christian	33.639
21	<b>30 MASCI</b> Andrea	33.710
22	<b>33 MARINARO</b> Salvatore	33.817
23	<b>18 NERI</b> Jean Luc	34.246
24	<b>3 DE VIRGILIS</b> Giancarlo	35.134
25	<b>7 STOLA</b> Armando	35.153

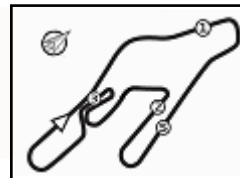
**SEG. 3**

1	<b>51 PELLEGRINI</b> Bernardo	27.132
2	<b>212 BRAJNIK</b> Paolo	27.311
3	<b>21 PAPALEO</b> Renato	27.670
4	<b>63 BERTA</b> Benjamin	27.749
5	<b>88 SOLFAROLI</b> Francesco	27.898
6	<b>6 MILANI</b> Enrico	27.931
7	<b>73 ATZORI</b> Francesco	27.971
8	<b>46 PEREGO</b> Riccardo	28.031
9	<b>42 PEDETTI</b> Davide	28.082
10	<b>10 NODA</b> Juju	28.091
11	<b>20 LARSEN</b> Stig	28.196
12	<b>31 D'AMICIS</b> Edoardo	28.574
13	<b>27 BELLEZZA</b> Patrick	28.633
14	<b>39 BONANOMI</b> Edoardo	28.760
15	<b>29 PALUMMIERI</b> Stefano	28.827
16	<b>28 BERTO</b> Giorgio	28.996
17	<b>90 RINALDI</b> Marco	29.015
18	<b>75 SHIBI</b> Mei	29.054
19	<b>79 TURCHETTO</b> Fabio	29.112
20	<b>95 CARAMUSCIA</b> Christian	29.118
21	<b>33 MARINARO</b> Salvatore	29.334
22	<b>18 NERI</b> Jean Luc	29.341
23	<b>30 MASCI</b> Andrea	29.344
24	<b>7 STOLA</b> Armando	30.156
25	<b>3 DE VIRGILIS</b> Giancarlo	30.765

**SEG. 4**

1	<b>51 PELLEGRINI</b> Bernardo	18.480
2	<b>212 BRAJNIK</b> Paolo	18.515
3	<b>63 BERTA</b> Benjamin	18.743
4	<b>21 PAPALEO</b> Renato	19.030
5	<b>6 MILANI</b> Enrico	19.219
6	<b>88 SOLFAROLI</b> Francesco	19.260
7	<b>46 PEREGO</b> Riccardo	19.345
8	<b>42 PEDETTI</b> Davide	19.479
9	<b>73 ATZORI</b> Francesco	19.546
10	<b>20 LARSEN</b> Stig	19.697
11	<b>10 NODA</b> Juju	19.833
12	<b>31 D'AMICIS</b> Edoardo	19.850
13	<b>28 BERTO</b> Giorgio	19.858
14	<b>27 BELLEZZA</b> Patrick	19.912
15	<b>29 PALUMMIERI</b> Stefano	19.978
16	<b>75 SHIBI</b> Mei	20.068
17	<b>39 BONANOMI</b> Edoardo	20.153
18	<b>79 TURCHETTO</b> Fabio	20.307
19	<b>18 NERI</b> Jean Luc	20.400
20	<b>90 RINALDI</b> Marco	20.430
21	<b>30 MASCI</b> Andrea	20.518
22	<b>33 MARINARO</b> Salvatore	20.582
23	<b>95 CARAMUSCIA</b> Christian	20.847
24	<b>7 STOLA</b> Armando	21.258
25	<b>3 DE VIRGILIS</b> Giancarlo	21.449





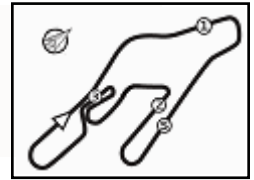
Vallelunga Auto 4.085 m

## ACI Racing Weekend Vallelunga, 17-18 Settembre 2022

### Top Jet F2000 Formula Trophy - Ideal Time Qualifiche

Num. Conducente	Auto	Seg. 1	Seg. 2	Seg. 3	Seg. 4	Ideal Time			
		Diff. 1	Diff. 2	Diff. 3	Diff. 4	Miglior Giro	Pos.	Diff.	
1	<b>51 PELLEGRINI B.</b> (ITA)	Dallara F317	12.667 +0.014	<b>30.880</b>	<b>27.132</b>	<b>18.480</b>	<b>1'29.159</b> 1'29.173	1	0.014
2	<b>212 BRAJNIK P.</b> (SRB)	Dallara F320	12.675 +0.036	31.005	27.311	18.515 +0.110	<b>1'29.506</b> 1'29.652	2	0.146
3	<b>63 BERTA B.</b> (HUN)	Dallara F314	12.637 +0.138	31.460 +0.052	27.749 +0.054	18.743	<b>1'30.589</b> 1'30.833	3	0.244
4	<b>21 PAPALEO R.</b> (ITA)	Dallara F315	12.664 +0.145	31.409 +0.263	27.670 +0.107	19.030 +0.044	<b>1'30.773</b> 1'31.332	4	0.559
5	<b>46 PEREGO R.</b> (ITA)	Dallara F317	12.630 +0.070	31.641 +0.049	28.031 +0.156	19.345 +0.124	<b>1'31.647</b> 1'32.046	5	0.399
6	<b>88 SOLFAROLI F.</b> (ITA)	Dallara F308	12.982 +0.110	31.879	27.898	19.260	<b>1'32.019</b> 1'32.129	6	0.110
7	<b>6 MILANI E.</b> (ITA)	Dallara F308	13.075 +0.154	32.107 +0.244	27.931	19.219	<b>1'32.332</b> 1'32.730	8	0.398
8	<b>10 NODA J.</b> (JAP)	F.Regional	<b>12.590</b>	32.067 +0.021	28.091 +0.103	19.833	<b>1'32.581</b> 1'32.705	7	0.124
9	<b>42 PEDETTI D.</b> (ITA)	Dallara F316	13.044 +0.086	31.996 +0.355	28.082 +0.052	19.479 +0.069	<b>1'32.601</b> 1'33.163	10	0.562
10	<b>73 ATZORI F.</b> (ITA)	Tatuus FR 2.0	13.109 +0.093	32.221	27.971 +0.091	19.546	<b>1'32.847</b> 1'33.031	9	0.184
11	<b>20 LARSEN S.</b> (DNK)	Dallara F312	13.005 +0.179	32.774	28.196 +0.207	19.697	<b>1'33.672</b> 1'34.058	11	0.386
12	<b>29 PALUMMIERI S.</b> (ITA)	Tatuus FR 2.0	12.909 +0.013	32.763 +0.080	28.827	19.978	<b>1'34.477</b> 1'34.570	12	0.093
13	<b>31 D'AMICIS E.</b> (ITA)	Tatuus FR 2.0	13.046 +0.134	33.027	28.574 +0.069	19.850	<b>1'34.497</b> 1'34.700	13	0.203
14	<b>27 BELLEZZA P.</b> (ITA)	Dallara F300	13.222 +0.042	32.817 +0.072	28.633	19.912 +0.108	<b>1'34.584</b> 1'34.806	14	0.222
15	<b>39 BONANOMI E.</b> (ITA)	F3 Mygale	13.308 +0.044	33.036 +0.224	28.760 +0.385	20.153	<b>1'35.257</b> 1'35.910	15	0.653
16	<b>75 SHIBI M.</b> (ITA)	Dallara F308	13.288 +0.024	33.110	29.054	20.068 +0.367	<b>1'35.520</b> 1'35.911	16	0.391
17	<b>28 BERTO G.</b> (ITA)	Dallara F308	13.543 +0.141	33.193 +0.260	28.996	19.858 +0.125	<b>1'35.590</b> 1'36.116	17	0.526
18	<b>79 TURCHETTO F.</b> (ITA)	Tatuus FR 2.0	13.164 +0.161	33.464	29.112	20.307	<b>1'36.047</b> 1'36.208	18	0.161
19	<b>90 RINALDI M.</b> (ITA)	Dallara F302	13.382 +0.196	33.527	29.015	20.430 +0.030	<b>1'36.354</b> 1'36.580	19	0.226
20	<b>95 CARAMUSCIA C.</b> (ITA)	Tatuus FR 2.0	13.139 +0.024	33.639	29.118	20.847	<b>1'36.743</b> 1'36.767	20	0.024
21	<b>30 MASCI A.</b> (ITA)	Tatuus FR 2.0	13.287 +0.015	33.710 +0.300	29.344	20.518	<b>1'36.859</b> 1'37.174	21	0.315
22	<b>33 MARINARO S.</b> (ITA)	Dallara F310	13.209 +0.308	33.817 +0.075	29.334	20.582	<b>1'36.942</b> 1'37.325	22	0.383
23	<b>18 NERI J.</b> (FRA)	Dallara F311	13.147 +0.521	34.246 +0.007	29.341 +0.086	20.400	<b>1'37.134</b> 1'37.748	23	0.614
24	<b>7 STOLA A.</b> (ITA)	Dallara F308	13.761 +0.794	35.153	30.156	21.258 +0.057	<b>1'40.328</b> 1'41.179	24	0.851
25	<b>3 DE VIRGILIS G.</b> (ITA)	Tatuus FR 2.0	14.018 +0.038	35.134	30.765	21.449 +0.249	<b>1'41.366</b> 1'41.653	25	0.287
<b>Ideal Time Assoluto</b>			12.590	30.880	27.132	18.480	<b>1'29.082</b>		





## ACI Racing Weekend Vallelunga, 17-18 Settembre 2022

### Top Jet F2000 Formula Trophy - Analisi Tempi Qualifiche

3 G. DE VIRGILIS (1'41.653)								18 J. NERI (1'37.748)							
Giro	Seg.1	Seg.2	Seg.3	Seg.4	T. Giro	km/h	Local Time	Giro	Seg.1	Seg.2	Seg.3	Seg.4	T. Giro	km/h	Local Time
1							17:15'32.450	1							17:15'14.369
2	26.324	41.851	33.804	23.134	2'05.113P	189,5	17:17'37.563	2	26.798	37.547	31.723	22.357	1'58.425P	194,2	17:17'12.794
3	14.286	37.022	31.790	22.231	1'45.329	197,8	17:19'22.892	3	14.115	36.073	30.493	20.776	1'41.457	208,1	17:18'54.251
4	14.207	36.621	31.758	21.928	1'44.514	197,8	17:21'07.406	4	<b>13.147</b>	35.586	30.883	21.652	1'41.268	204,5	17:20'35.519
5	14.262	36.226	31.662	21.611	1'43.761	198,5	17:22'51.167	5	13.618	34.994	31.553	21.358	1'41.523	205,3	17:22'17.042
6	14.384	36.351	31.016	21.583	1'43.334	199,6	17:24'34.501	6	13.417	35.757	30.315	21.470	1'40.959	203,4	17:23'58.001
7	14.152	35.657	31.971	22.339	1'44.119	198,2	17:26'18.620	7	13.652	35.141	30.257	21.022	1'40.072	208,5	17:25'38.073
8	14.079	36.183	32.796	22.090	1'45.148	198,2	17:28'03.768	8	13.593	35.753	<b>29.341</b>	21.150	1'39.837	203,8	17:27'17.910
9	14.150	36.399	37.012	1'37.960	3'05.521P	199,6	17:31'09.289	9	15.161	35.606	29.945	21.155	1'41.867	208,5	17:28'59.777
10	23.810	39.761	31.987	<b>21.449</b>	1'57.007P	192,5	17:33'06.296	10	13.958	35.167	30.120	20.437	1'39.682	205,7	17:30'39.459
11	14.058	35.711	31.604	21.540	1'42.913	200,7	17:34'49.209	11	13.462	34.805	29.715	20.886	1'38.868	210,1	17:32'18.327
12	14.056	<b>35.134</b>	<b>30.765</b>	21.698	<b>1'41.653</b>	<b>201,1</b>	17:36'30.862	12	13.668	34.253	29.427	<b>20.400</b>	<b>1'37.748</b>	209,3	17:33'56.075
13	14.247	35.776	31.746	21.512	1'43.281	200,7	17:38'14.143	13	13.672	34.424	30.293	20.769	1'39.158	<b>211,4</b>	17:35'35.233
								14	13.631	34.920	30.054	21.027	1'39.632	208,9	17:37'14.865
								15	13.487	<b>34.246</b>	29.394	20.907	1'38.034	209,3	17:38'52.899

6 E. MILANI (1'32.730)								20 S. LARSEN (1'34.058)							
Giro	Seg.1	Seg.2	Seg.3	Seg.4	T. Giro	km/h	Local Time	Giro	Seg.1	Seg.2	Seg.3	Seg.4	T. Giro	km/h	Local Time
1							17:15'36.161	1							17:15'44.181
2	27.199	45.461	36.764	21.863	2'11.287P	131,5	17:17'47.448	2	29.220	44.513	36.539	26.508	2'16.780P	162,2	17:18'00.961
3	13.257	32.847	28.875	20.180	1'35.159	<b>217,3</b>	17:19'22.607	3	16.841	40.971	33.514	22.379	1'53.705	165,9	17:19'54.666
4	13.158	32.630	28.135	19.548	1'33.471	216,0	17:20'56.078	4	13.365	33.755	29.498	20.755	1'37.373	210,1	17:21'32.039
5	<b>13.075</b>	34.661	28.719	20.221	1'36.676	211,4	17:22'32.754	5	13.268	34.414	29.216	20.573	1'37.471	209,3	17:23'09.510
6	13.203	32.324	28.229	19.349	1'33.105	214,7	17:24'05.859	6	13.273	34.038	29.426	20.482	1'37.219	209,7	17:24'46.729
7	13.097	32.835	28.872	19.547	1'34.351	215,6	17:25'40.210	7	13.261	33.748	28.655	20.324	1'35.988	210,5	17:26'22.717
8	13.084	32.605	29.096	19.746	1'34.531	213,9	17:27'14.741	8	13.222	33.894	30.523	20.625	1'38.264	210,1	17:28'00.981
9	13.204	32.712	27.953	19.329	1'33.198	214,7	17:28'47.939	9	13.237	33.643	29.258	20.186	1'36.324	210,9	17:29'37.305
10	13.154	32.416	28.207	19.287	1'33.064	215,6	17:30'21.003	10	13.202	33.748	29.162	20.265	1'36.377	210,1	17:31'13.682
11	13.168	32.316	30.836	20.251	1'36.571	215,1	17:31'57.574	11	13.233	32.967	28.556	19.858	1'34.614	211,8	17:32'48.296
12	13.204	32.460	28.122	19.263	1'33.049	214,7	17:33'30.623	12	13.322	33.201	28.910	19.824	1'35.257	211,4	17:34'23.553
13	13.188	32.249	27.940	19.675	1'33.052	214,3	17:35'03.675	13	13.167	32.845	28.827	19.727	1'34.566	210,9	17:35'58.119
14	13.129	32.669	27.985	19.281	1'33.064	216,0	17:36'36.739	14	13.184	<b>32.774</b>	28.403	<b>19.697</b>	<b>1'34.058</b>	212,2	17:37'32.177
15	13.229	32.351	<b>27.931</b>	<b>19.219</b>	<b>1'32.730</b>	214,7	17:38'09.469	15	<b>13.005</b>	41.147	30.985	21.314	1'46.451	154,1	17:39'18.628
16	13.187	<b>32.107</b>	29.369	20.329	1'34.992	216,0	17:39'44.461	16	13.199	33.016	<b>28.196</b>	19.698	1'34.109	<b>213,4</b>	17:40'52.737

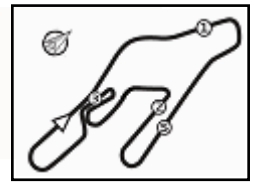
7 A. STOLA (1'41.179)								21 R. PAPALEO (1'31.332)							
Giro	Seg.1	Seg.2	Seg.3	Seg.4	T. Giro	km/h	Local Time	Giro	Seg.1	Seg.2	Seg.3	Seg.4	T. Giro	km/h	Local Time
1							17:15'18.837	1							17:16'52.551
2	27.988	39.778	32.753	22.175	2'02.694P	187,8	17:17'21.531	2	23.789	39.253	35.347	21.967	2'00.356P	201,1	17:18'52.907
3	13.841	35.165	31.863	21.851	1'42.720	212,6	17:19'04.251	3	13.075	36.515	35.975	21.402	1'46.967	175,6	17:20'39.874
4	<b>13.761</b>	35.214	30.330	23.589	1'42.894	211,4	17:20'47.145	4	12.855	36.728	32.657	19.819	1'42.059	210,1	17:22'21.933
5	13.979	35.167	31.949	1'11.536	2'32.631P	<b>213,0</b>	17:23'19.776	5	12.827	32.104	28.243	20.415	1'33.589	217,3	17:23'55.522
6	25.838	39.941	34.856	22.058	2'02.693P	195,7	17:25'22.469	6	12.897	34.939	30.420	19.713	1'37.969	215,1	17:25'33.491
7	13.833	35.917	30.695	<b>21.258</b>	1'41.703	211,8	17:27'04.172	7	12.848	31.828	<b>27.670</b>	19.324	1'31.670	217,7	17:27'05.161
8	14.555	<b>35.153</b>	<b>30.156</b>	21.315	<b>1'41.179</b>	212,2	17:28'45.351	8	12.997	31.843	28.085	2'47.956	4'00.881P	218,6	17:31'06.042
9	18.006	42.951	34.384	3'10.497	4'45.838P	166,9	17:33'31.189	9	22.162	38.946	29.989	19.277	1'50.374P	185,9	17:32'56.416
								10	12.835	31.758	27.886	19.243	1'31.722	218,6	17:34'28.138
								11	12.809	31.672	27.777	19.074	<b>1'31.332</b>	217,7	17:35'59.470
								12	<b>12.664</b>	38.247	28.717	<b>19.030</b>	1'38.658	181,5	17:37'38.128
								13	12.750	32.866	28.588	19.226	1'33.430	219,1	17:39'11.558

10 J. NODA (1'32.705)								27 P. BELLEZZA (1'34.806)							
Giro	Seg.1	Seg.2	Seg.3	Seg.4	T. Giro	km/h	Local Time	Giro	Seg.1	Seg.2	Seg.3	Seg.4	T. Giro	km/h	Local Time
1							17:16'58.047	1							17:16'58.823
2	12.756	33.154	29.731	21.554	1'37.195	222,2	17:18'35.242	2	13.272	33.718	29.692	20.530	1'37.212	214,3	17:18'36.035
3	13.636	33.735	28.762	20.323	1'36.456	221,8	17:20'11.698	3	13.517	34.010	29.079	20.270	1'36.876	<b>215,1</b>	17:20'12.911
4	12.737	32.419	28.324	19.872	1'33.352	223,6	17:21'45.050	4	13.223	42.549	30.374	20.757	1'46.903	150,2	17:21'59.814
5	12.647	32.587	28.287	19.912	1'33.433	223,1	17:23'18.483	5	13.340	34.017	29.566	20.221	1'37.144	211,8	17:23'36.958
6	12.675	33.717	29.405	2'06.873	3'22.670P	223,6	17:26'41.153	6	<b>13.222</b>	33.590	29.027	20.047	1'35.886	213,0	17:25'12.844
7	24.019	36.117	30.336	20.813	1'51.285P	218,6	17:28'32.438	7	13.375	33.191	29.044	20.116	1'35.726	212,6	17:26'48.570
8	12.684	33.383	28.676	20.048	1'34.791	208,1	17:30'07.229	8	13.224	32.878	28.882	20.105	1'35.089	213,9	17:28'23.659
9	12.665	32.292	28.315	19.841	1'33.113	224,5	17:31'40.342								
10	12.656	<b>32.067</b>	<b>28.091</b>	20.474	1'33.288	<b>225,0</b>	17:33'13.630								
11	12.693	32.159	29.491	21.736	1'36.079	<b>225,0</b>	17:34'49.709								
12	<b>12.590</b>	32.088	28.194	<b>19.833</b>	<b>1'32.705</b>	<b>225,0</b>	17:36'22.414								







Vallelunga Auto 4.085 m

# ACI Racing Weekend Vallelunga, 17-18 Settembre 2022

## Top Jet F2000 Formula Trophy - Analisi Tempi Qualifiche

Giro	Seg.1	Seg.2	Seg.3	Seg.4	T. Giro	km/h	Local Time
9	13.226	<b>32.817</b>	29.147	<b>19.912</b>	1'35.102	213,0	17:29'58.761
10	13.225	32.997	29.268	20.037	1'35.527	213,4	17:31'34.288
11	13.254	33.048	29.478	20.163	1'35.943	211,8	17:33'10.231
12	13.223	33.221	29.706	20.134	1'36.284	213,0	17:34'46.515
13	13.321	33.025	28.786	20.109	1'35.241	213,4	17:36'21.756
14	13.333	32.946	28.680	20.005	1'34.964	212,6	17:37'56.720
15	13.264	32.889	<b>28.633</b>	20.020	<b>1'34.806</b>	214,3	17:39'31.526
16	13.244	32.949	30.090	22.097	1'38.380	213,4	17:41'09.906

28 G. BERTO (1'36.116)							
Giro	Seg.1	Seg.2	Seg.3	Seg.4	T. Giro	km/h	Local Time
1							17:15'46.215
2	27.551	44.610	36.764	23.435	2'12.360P	172,5	17:17'58.575
3	13.835	34.563	29.923	20.390	1'38.711	202,6	17:19'37.286
4	<b>13.543</b>	33.702	29.292	20.189	1'36.726	<b>204,9</b>	17:21'14.012
5	13.618	33.789	29.253	20.504	1'37.164	201,1	17:22'51.176
6	14.039	33.957	29.194	20.259	1'37.449	202,6	17:24'28.625
7	13.716	33.557	29.244	20.236	1'36.753	203,0	17:26'05.378
8	15.140	34.713	30.185	1'19.025	2'39.063P	200,7	17:28'44.441
9	23.897	36.617	30.608	22.708	1'53.830P	200,0	17:30'38.271
10	13.723	33.663	29.145	<b>19.858</b>	1'36.389	203,4	17:32'14.660
11	13.706	35.609	29.851	19.868	1'39.034	203,8	17:33'53.694
12	13.692	34.855	29.426	20.359	1'38.332	201,9	17:35'32.026
13	13.551	36.092	31.212	20.370	1'41.225	194,9	17:37'13.251
14	13.684	33.453	<b>28.996</b>	19.983	<b>1'36.116</b>	203,4	17:38'49.367
15	13.708	<b>33.193</b>	29.195	20.065	1'36.161	203,8	17:40'25.528

29 S. PALUMMIERI (1'34.570)							
Giro	Seg.1	Seg.2	Seg.3	Seg.4	T. Giro	km/h	Local Time
1		38.670	32.773	22.015		200,4	17:17'10.479
2	13.161	33.950	30.603	20.521	1'38.235	216,4	17:18'48.714
3	13.012	33.866	29.671	21.757	1'38.306	<b>221,3</b>	17:20'27.020
4	13.063	33.439	29.276	20.248	1'36.026	216,9	17:22'03.046
5	13.037	33.065	29.342	20.295	1'35.739	216,4	17:23'38.785
6	12.983	32.966	29.361	20.159	1'35.469	217,7	17:25'14.254
7	12.955	32.919	29.345	20.160	1'35.379	218,2	17:26'49.633
8	12.932	32.919	29.345	20.160	1'35.379	218,2	17:26'49.633
9	13.622	32.980	29.065	20.014	1'35.681	216,9	17:30'12.586
10	13.007	<b>32.763</b>	29.379	20.263	1'35.412	218,2	17:31'47.998
11	12.979	32.978	29.220	20.070	1'35.247	217,3	17:33'23.245
12	<b>12.909</b>	32.974	28.918	20.490	1'35.291	220,0	17:34'58.536
13	16.432	36.001	28.922	20.008	1'41.363	217,7	17:36'39.899
14	12.922	32.843	<b>28.827</b>	<b>19.978</b>	<b>1'34.570</b>	218,2	17:38'14.469
15	12.976	32.898	28.884	20.091	1'34.849	218,2	17:39'49.318
16	12.958	32.937	28.879	20.271	1'35.045	218,6	17:41'24.363

30 A. MASCI (1'37.174)							
Giro	Seg.1	Seg.2	Seg.3	Seg.4	T. Giro	km/h	Local Time
1							17:15'30.810
2	26.801	41.027	33.841	22.884	2'04.553P	201,1	17:17'35.363
3	13.859	35.350	30.372	21.300	1'40.881	209,3	17:19'16.244
4	13.398	34.298	29.815	21.274	1'38.785	210,1	17:20'55.029
5	13.415	36.809	29.656	21.006	1'40.886	204,9	17:22'35.919
6	13.349	34.258	29.474	20.839	1'37.920	210,9	17:24'13.835
7	13.472	35.763	30.853	21.497	1'41.585	210,1	17:25'55.420
8	13.308	34.011	29.825	21.441	1'38.585	211,4	17:27'34.005
9	13.420	34.023	30.167	20.878	1'38.488	210,5	17:29'12.493
10	13.290	33.902	29.438	20.699	1'37.329	<b>211,8</b>	17:30'49.822
11	13.306	34.860	30.982	20.633	1'39.781	208,5	17:32'29.603
12	<b>13.287</b>	33.995	29.489	20.803	1'37.574	210,9	17:34'07.177
13	13.340	<b>33.710</b>	29.614	20.530	1'37.194	<b>211,8</b>	17:35'44.371
14	13.327	33.905	29.376	20.776	1'37.384	210,5	17:37'21.755
15	13.302	34.010	<b>29.344</b>	<b>20.518</b>	<b>1'37.174</b>	211,4	17:38'58.929

31 E. D'AMICIS (1'34.700)							
Giro	Seg.1	Seg.2	Seg.3	Seg.4	T. Giro	km/h	Local Time
1		35.374	30.804	21.181		203,4	17:16'55.487
2	13.324	33.479	29.510	20.873	1'37.186	211,4	17:18'32.673
3	13.307	33.111	28.733	20.008	1'35.159	210,1	17:20'07.832
4	13.255	33.244	29.104	19.936	1'35.539	209,7	17:21'43.371
5	13.461	39.761	32.221	3'57.971	5'23.414P	203,8	17:27'06.785
6	25.475	45.585	42.933	24.143	2'18.136P	140,6	17:29'24.921
7	13.279	33.286	31.570	20.659	1'38.794	212,6	17:31'03.715
8	13.295	33.234	28.940	19.980	1'35.449	213,0	17:32'39.164
9	13.176	33.070	29.171	20.408	1'35.825	<b>214,3</b>	17:34'14.989
10	<b>13.046</b>	33.981	<b>28.574</b>	20.129	1'35.730	203,4	17:35'50.719
11	13.610	34.268	29.984	20.206	1'38.068	209,7	17:37'28.787
12	13.180	<b>33.027</b>	28.643	<b>19.850</b>	<b>1'34.700</b>	213,4	17:39'03.487

33 S. MARINARO (1'37.325)							
Giro	Seg.1	Seg.2	Seg.3	Seg.4	T. Giro	km/h	Local Time
1		37.371	32.013	21.805		193,9	17:17'11.628
2	<b>13.209</b>	<b>33.817</b>	30.373	21.824	1'39.223	<b>209,7</b>	17:18'50.851
3	13.287	34.351	41.492	23.596	1'52.726	206,1	17:20'43.577
4	13.468	37.757	36.147	22.305	1'49.677	197,4	17:22'33.254
5	13.486	34.278	29.804	21.294	1'38.862	205,3	17:24'12.116
6	14.842	42.285	31.795	23.077	1'51.999	165,6	17:26'04.115
7	16.442	40.870	30.305	21.409	1'49.026	164,6	17:27'53.141
8	13.590	33.986	29.651	21.037	1'38.264	204,9	17:29'31.405
9	13.547	33.886	29.600	21.069	1'38.102	206,5	17:31'09.507
10	13.517	33.892	<b>29.334</b>	<b>20.582</b>	<b>1'37.325</b>	206,1	17:32'46.832

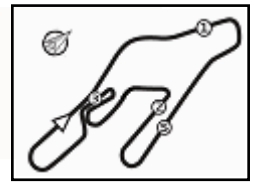
  

39 E. BONANOMI (1'35.910)							
Giro	Seg.1	Seg.2	Seg.3	Seg.4	T. Giro	km/h	Local Time
1							17:16'21.028
2	32.065	44.323	35.606	24.848	2'16.842P	192,2	17:18'37.870
3	15.287	39.332	32.255	22.472	1'49.346	190,1	17:20'27.216
4	13.426	34.269	29.868	21.041	1'38.604	209,7	17:22'05.820
5	13.356	34.123	30.306	20.953	1'38.738	210,5	17:23'44.558
6	13.411	34.236	30.107	21.269	1'39.023	209,3	17:25'23.581
7	13.382	34.408	29.603	20.638	1'38.031	206,1	17:27'01.612
8	13.443	34.433	29.906	20.641	1'38.423	207,7	17:28'40.035
9	14.940	37.134	33.587	21.596	1'47.257	204,2	17:30'27.292
10	13.379	33.765	29.497	20.393	1'37.034	211,8	17:32'04.326
11	13.362	33.615	29.020	20.500	1'36.497	210,9	17:33'40.823
12	13.633	33.507	29.014	20.439	1'36.593	210,9	17:35'17.416
13	13.352	33.260	29.145	<b>20.153</b>	<b>1'35.910</b>	209,3	17:36'53.326
14	<b>13.308</b>	33.308	<b>28.760</b>	20.724	1'36.100	209,7	17:38'29.426
15	13.443	<b>33.036</b>	29.118	20.410	1'36.007	<b>212,2</b>	17:40'05.433

42 D. PEDETTI (1'33.163)							
Giro	Seg.1	Seg.2	Seg.3	Seg.4	T. Giro	km/h	Local Time
1							17:15'22.657
2	24.306	35.418	30.567	20.601	1'50.892P	203,8	17:17'13.549
3	13.367	32.941	29.522	20.363	1'36.193	212,6	17:18'49.742
4	<b>13.044</b>	33.248	29.548	20.796	1'36.636	213,9	17:20'26.378
5	13.189	32.573	28.425	19.570	1'33.757	212,2	17:22'00.135
6	13.296	33.004	28.579	19.709	1'34.588	<b>216,4</b>	17:23'34.723
7	13.227	32.723	28.277	19.706	1'33.933	211,8	17:25'08.656
8	13.257	32.289	28.145	<b>19.479</b>	1'33.170	212,6	17:26'41.826
9	13.151	32.401	<b>28.082</b>	19.534	1'33.168	213,4	17:28'14.994
10	13.136	<b>31.996</b>	29.880	1'44.875	2'59.887P	213,0	17:31'14.881
11	21.598	34.415	28.621	19.829	1'44.463P	208,9	17:32'59.344
12	13.143	32.247	28.644	19.482	1'33.516	214,3	17:34'32.860
13	13.130	32.351	28.134	19.548	<b>1'33.163</b>	213,4	17:36'06.023





Vallelunga Auto 4.085 m

**3 / 4**

14	13.092	32.169	28.435	19.558	1'33.254	213,9	17:37'39.277	6	13.226	32.448	28.553	19.740	1'33.967	214,3	17:27'02.303
15	13.059	33.695	28.446	19.709	1'34.909	211,4	17:39'14.186	7	<b>13.109</b>	46.649	30.258	20.086	1'50.102	127,4	17:28'52.405
								8	13.199	33.078	28.277	19.679	1'34.233	213,9	17:30'26.638
								9	13.202	<b>32.221</b>	28.062	<b>19.546</b>	<b>1'33.031</b>	<b>216,0</b>	17:31'59.669
								10	13.164	32.470	<b>27.971</b>	22.254	1'35.859	215,1	17:33'35.528

**46 R. PEREGO (1'32.046)**

Giro	Seg.1	Seg.2	Seg.3	Seg.4	T. Giro	km/h	Local Time
1							17:15'52.544
2	25.482	45.944	43.098	21.247	2'15.771P	141,2	17:18'08.315
3	12.876	32.737	28.655	19.853	1'34.121	216,9	17:19'42.436
4	12.769	32.115	29.013	19.661	1'33.558	220,0	17:21'15.994
5	12.704	31.798	28.126	19.799	1'32.427	221,8	17:22'48.421
6	12.759	32.197	28.382	19.516	1'32.854	218,2	17:24'21.275
7	12.719	31.694	28.574	20.314	1'33.301	220,9	17:25'54.576
8	12.700	31.690	28.187	19.469	<b>1'32.046</b>	220,4	17:27'26.622
9	12.688	35.386	35.725	20.324	1'44.123	221,8	17:29'10.745
10	12.759	31.783	<b>28.031</b>	21.727	1'34.300	220,9	17:30'45.045
11	15.735	38.088	29.036	19.493	1'42.352	189,8	17:32'27.397
12	<b>12.630</b>	31.664	28.621	<b>19.345</b>	1'32.260	222,2	17:33'59.657
13	12.670	31.889	28.183	19.562	1'32.304	<b>222,7</b>	17:35'31.961
14	12.654	31.733	34.343	20.171	1'38.901	220,4	17:37'10.862
15	12.746	31.766	28.390	19.442	1'32.344	221,3	17:38'43.206
16	12.717	<b>31.641</b>	28.119	19.673	1'32.150	221,8	17:40'15.356

**75 M. SHIBI (1'35.911)**

Giro	Seg.1	Seg.2	Seg.3	Seg.4	T. Giro	km/h	Local Time
1							17:15'42.163
2	29.143	41.941	34.133	23.674	2'08.891P	160,2	17:17'51.054
3	13.650	35.806	31.094	21.954	1'42.504	206,1	17:19'33.558
4	13.879	36.388	33.980	1'03.016	2'27.263P	195,3	17:22'00.821
5	2'04.962	40.380	34.687	23.848	3'43.877P	181,2	17:25'44.698
6	15.823	38.496	33.500	24.103	1'51.922	181,2	17:27'36.620
7	14.492	35.323	31.864	22.132	1'43.811	202,2	17:29'20.431
8	14.051	34.193	29.838	21.153	1'39.235	208,5	17:30'59.666
9	13.469	33.936	29.645	20.937	1'37.987	208,1	17:32'37.653
10	13.399	33.553	29.546	20.677	1'37.175	208,1	17:34'14.828
11	14.037	34.072	29.739	20.746	1'38.594	209,7	17:35'53.422
12	13.404	34.109	29.820	20.587	1'37.920	208,5	17:37'31.342
13	13.312	<b>33.110</b>	<b>29.054</b>	20.435	<b>1'35.911</b>	<b>210,5</b>	17:39'07.253
14	<b>13.288</b>	33.528	29.141	<b>20.068</b>	1'36.025	<b>210,5</b>	17:40'43.278

**51 B. PELLEGRINI (1'29.173)**

Giro	Seg.1	Seg.2	Seg.3	Seg.4	T. Giro	km/h	Local Time
1							17:15'21.250
2	23.840	36.898	29.124	20.393	1'50.255P	193,2	17:17'11.505
3	12.790	32.066	28.154	19.702	1'32.712	219,5	17:18'44.217
4	12.838	31.371	27.611	18.991	1'30.811	219,1	17:20'15.028
5	12.695	31.262	27.380	18.845	1'30.182	220,4	17:21'45.210
6	<b>12.667</b>	36.274	32.024	20.174	1'41.139	200,0	17:23'26.349
7	12.716	31.191	27.320	18.589	1'29.816	219,5	17:24'56.165
8	12.671	32.706	28.546	2'14.587	3'28.510P	216,4	17:28'24.675
9	26.607	35.850	28.902	19.398	1'50.757P	203,8	17:30'15.432
10	12.785	31.511	27.644	18.561	1'30.501	219,5	17:31'45.933
11	12.681	<b>30.880</b>	<b>27.132</b>	<b>18.480</b>	<b>1'29.173</b>	220,0	17:33'15.106
12	12.853	38.523	34.688	22.025	1'48.089	180,0	17:35'03.195
13	12.729	31.366	36.304	25.787	1'46.186	219,5	17:36'49.381
14	12.719	31.044	27.458	18.795	1'30.016	220,0	17:38'19.397
15	12.721	35.550	28.562	18.839	1'35.672	202,2	17:39'55.069

**79 F. TURCHETTO (1'36.208)**

Giro	Seg.1	Seg.2	Seg.3	Seg.4	T. Giro	km/h	Local Time
1							17:15'28.044
2	27.215	40.168	34.163	22.376	2'03.922P	189,5	17:17'31.966
3	13.819	35.444	30.382	20.910	1'40.555	210,5	17:19'12.521
4	13.195	33.683	29.438	20.477	1'36.793	<b>213,4</b>	17:20'49.314
5	13.542	33.940	30.444	20.669	1'38.595	<b>213,4</b>	17:22'27.909
6	13.814	33.871	29.154	20.524	1'37.363	211,8	17:24'05.272
7	13.312	33.842	29.759	20.813	1'37.726	212,2	17:25'42.998
8	13.263	33.770	29.426	20.457	1'36.916	212,2	17:27'19.914
9	13.290	33.925	29.305	20.476	1'36.996	213,0	17:28'56.910
10	13.318	33.979	29.502	23.068	1'39.867	212,6	17:30'36.777
11	13.396	36.135	36.298	22.186	1'48.015	207,3	17:32'24.792
12	13.399	33.817	30.151	22.348	1'39.715	212,2	17:34'04.507
13	13.292	33.539	29.365	20.563	1'36.759	212,6	17:35'41.266
14	13.325	<b>33.464</b>	<b>29.112</b>	<b>20.307</b>	<b>1'36.208</b>	211,8	17:37'17.474
15	13.307	33.484	29.160	20.439	1'36.390	213,0	17:38'53.864
16	<b>13.164</b>	33.990	29.113	20.455	1'36.722	212,2	17:40'30.586

**63 B. BERTA (1'30.833)**

Giro	Seg.1	Seg.2	Seg.3	Seg.4	T. Giro	km/h	Local Time
1							17:15'15.527
2	25.206	35.952	29.416	19.326	1'49.900P	212,2	17:17'05.427
3	12.963	32.830	28.808	19.669	1'34.270	216,9	17:18'39.697
4	13.283	33.409	28.622	20.644	1'35.958	217,7	17:20'15.655
5	<b>12.637</b>	<b>31.460</b>	27.953	18.995	1'31.045	<b>224,1</b>	17:21'46.700
6	12.700	31.959	28.250	3'24.484	4'37.393P	223,6	17:26'24.093
7	21.878	34.622	28.766	19.339	1'44.605P	215,6	17:28'08.698
8	12.801	32.014	27.831	18.920	1'31.566	221,3	17:29'40.264
9	12.713	32.782	33.102	3'21.863	4'40.460P	223,6	17:34'20.724
10	22.649	33.102	28.403	18.975	1'43.129P	219,1	17:36'03.853
11	12.775	31.512	27.803	<b>18.743</b>	<b>1'30.833</b>	223,1	17:37'34.686
12	13.887	32.390	28.388	18.956	1'33.621	222,2	17:39'08.307
13	12.680	31.712	<b>27.749</b>	19.071	1'31.212	221,3	17:40'39.519

**88 F. SOLFAROLI (1'32.129)**

Giro	Seg.1	Seg.2	Seg.3	Seg.4	T. Giro	km/h	Local Time
1							17:15'34.129
2	25.670	38.916	31.818	21.992	1'58.396P	206,5	17:17'32.525
3	13.315	34.178	30.215	21.533	1'39.241	213,9	17:19'11.766
4	12.999	32.438	28.349	21.063	1'34.849	214,3	17:20'46.615
5	13.211	34.236	31.375	22.637	1'41.459	184,3	17:22'28.074
6	13.080	32.486	28.012	19.445	1'33.023	213,0	17:24'01.097
7	<b>12.982</b>	36.253	32.810	44.033	2'06.078P	187,5	17:26'07.175
8	32.172	40.032	37.232	22.413	2'11.849P	162,2	17:28'19.024
9	13.105	32.198	28.129	19.405	1'32.837	213,9	17:29'51.861
10	13.049	32.079	28.296	19.415	1'32.839	214,3	17:31'24.700
11	15.706	47.032	34.655	20.033	1'57.426	122,4	17:33'22.126
12	12.989	32.058	30.837	52.001	2'07.885P	<b>215,1</b>	17:35'30.011
13	34.971	41.593	34.428	29.754	2'20.746P	178,8	17:37'50.757
14	13.092	<b>31.879</b>	<b>27.898</b>	<b>19.260</b>	<b>1'32.129</b>	<b>215,1</b>	17:39'22.886

**73 F. ATZORI (1'33.031)**

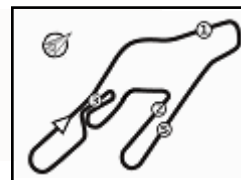
Giro	Seg.1	Seg.2	Seg.3	Seg.4	T. Giro	km/h	Local Time
1							17:18'15.924
2	25.674	43.936	36.434	22.820	2'08.864P	160,5	17:20'24.788
3	14.200	39.476	32.412	20.579	1'46.667	186,5	17:22'11.455
4	13.342	32.851	28.393	20.000	1'34.586	213,9	17:23'46.041
5	13.195	33.050	34.604	21.446	1'42.295	214,7	17:25'28.336

**90 M. RINALDI (1'36.580)**

Giro	Seg.1	Seg.2	Seg.3	Seg.4	T. Giro	km/h	Local Time
1							17:16'13.457
2	40.011	47.638	38.791	24.485	2'30.925P	149,0	17:18'44.382

16/09/2022 P = Box In/Out - C = Tempo Invalidato





Vallelunga Auto 4.085 m

## ACI Racing Weekend Vallelunga, 17-18 Settembre 2022

### Top Jet F2000 Formula Trophy - Analisi Tempi Qualifiche

3	15.179	38.290	33.277	22.472	1'49.218	210,1	17:20'33.600
4	14.500	35.260	30.960	21.308	1'42.028	211,4	17:22'15.628
5	14.149	34.827	30.204	21.858	1'41.038	212,2	17:23'56.666
6	14.151	34.703	30.108	21.088	1'40.050	214,3	17:25'36.716
7	14.130	34.475	29.306	21.360	1'39.271	213,0	17:27'15.987
8	13.728	34.198	29.576	20.734	1'38.236	214,7	17:28'54.223
9	14.456	34.263	30.354	20.454	1'39.527	214,3	17:30'33.750
10	13.578	<b>33.527</b>	<b>29.015</b>	20.460	<b>1'36.580</b>	<b>215,6</b>	17:32'10.330
11	13.514	34.005	29.113	20.510	1'37.142	<b>215,6</b>	17:33'47.472
12	15.455	35.607	29.402	20.920	1'41.384	213,9	17:35'28.856
13	<b>13.382</b>	33.764	29.050	44.961	2'01.157	215,1	17:37'30.013
14	20.112	38.126	30.459	20.937	1'49.634	203,4	17:39'19.647
15	14.045	34.444	29.860	<b>20.430</b>	1'38.779	214,3	17:40'58.426

**95 C. CARAMUSCIA (1'36.767)**

Giro	Seg.1	Seg.2	Seg.3	Seg.4	T. Giro	km/h	Local Time
1							17:18'19.783
2	30.465	47.553	41.106	28.695	2'27.819P	139,4	17:20'47.602
3	18.891	45.524	35.019	23.725	2'03.159	163,6	17:22'50.761
4	14.301	37.993	30.661	22.000	1'44.955	210,1	17:24'35.716
5	13.493	36.069	30.601	22.025	1'42.188	213,9	17:26'17.904
6	13.350	34.516	29.773	21.350	1'38.989	213,9	17:27'56.893
7	13.252	34.516	29.868	21.636	1'39.272	215,6	17:29'36.165
8	13.271	34.221	31.893	24.294	1'43.679	215,6	17:31'19.844
9	14.607	43.461	33.856	21.936	1'53.860	158,8	17:33'13.704
10	13.149	34.319	30.012	21.722	1'39.202	<b>216,9</b>	17:34'52.906
11	13.162	33.987	29.684	20.965	1'37.798	216,4	17:36'30.704
12	13.163	<b>33.639</b>	<b>29.118</b>	<b>20.847</b>	<b>1'36.767</b>	216,0	17:38'07.471

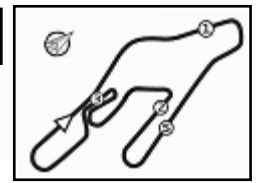
**212 P. BRAJNIK (1'29.652)**

Giro	Seg.1	Seg.2	Seg.3	Seg.4	T. Giro	km/h	Local Time
1							17:15'29.203
2	23.598	35.370	30.566	19.998	1'49.532P	215,1	17:17'18.735
3	12.960	32.487	37.592	19.700	1'42.739	219,1	17:19'01.474
4	12.904	31.346	31.746	42.196	1'58.192P	219,5	17:20'59.666
5	20.949	33.527	30.456	19.202	1'44.134P	214,7	17:22'43.800
6	12.857	31.412	28.153	18.972	1'31.394	220,0	17:24'15.194
7	12.743	33.787	31.043	19.020	1'36.593	212,2	17:25'51.787
8	12.793	31.544	28.001	18.886	1'31.224	222,2	17:27'23.011
9	12.745	39.303	47.048	20.134	1'59.230	<b>224,5</b>	17:29'22.241
10	12.778	31.991	27.941	18.775	1'31.485	220,4	17:30'53.726
11	12.776	31.432	27.924	18.967	1'31.099	219,5	17:32'24.825
12	<b>12.675</b>	31.255	28.048	19.224	1'31.202	221,8	17:33'56.027
13	12.737	31.979	27.851	19.148	1'31.715	210,1	17:35'27.742
14	12.772	31.121	27.680	18.653	1'30.226	220,9	17:36'57.968
15	12.700	31.350	27.595	18.870	1'30.515	222,7	17:38'28.483
16	12.750	31.387	27.543	<b>18.515</b>	1'30.195	221,3	17:39'58.678
17	12.711	<b>31.005</b>	<b>27.311</b>	18.625	<b>1'29.652</b>	222,7	17:41'28.330





3.5



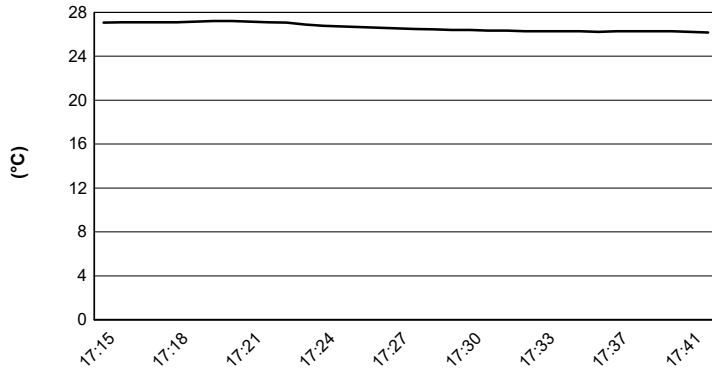
Vallelunga Auto 4.085 m

# ACI Racing Weekend Vallelunga, 17-18 Settembre 2022

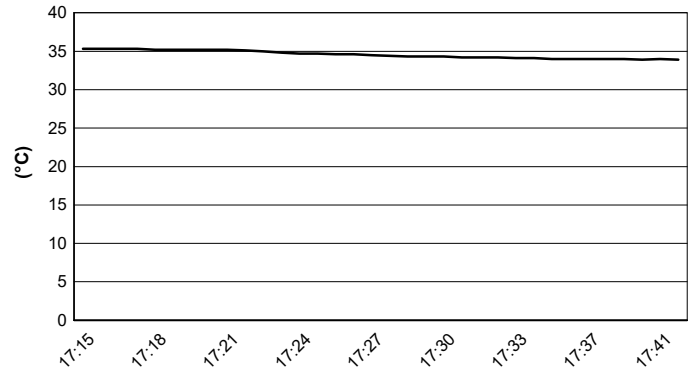
## Top Jet F2000 Formula Trophy - Meteo Qualifiche

Session started 17:15 - Session ended 17:41


### Air Temperature



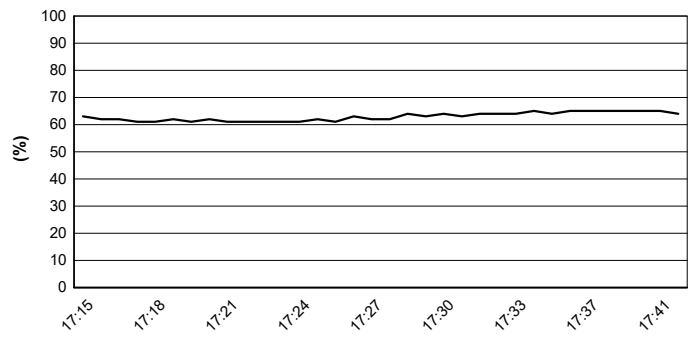
### Track Temperature



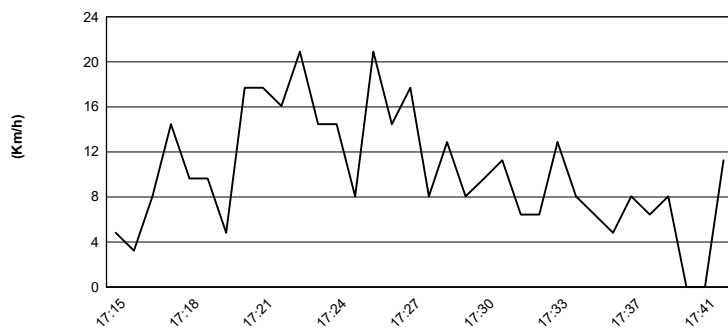
### Air Pressure



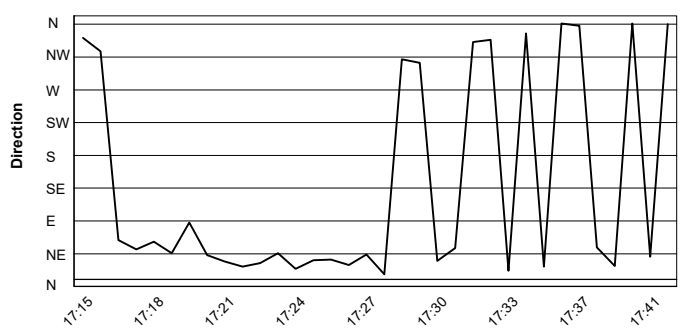
### Humidity



### Wind Speed



### Wind Direction



16/09/2022

