

Top Jet F2000 Italian Trophy

ACI Racing Weekend 28-30 Agosto 2020 - Imola

Free Practice 2

Classification

No	Driver	Nat	Team	Car	Cl.	Time	Lap Total	Gap	Kph
1	51 Bernardo PELLEGRINI	ITA	HT Powertrain	F3 Dallara F 313	S. FORML	1:40.687	8 12	-	175.5
2	44 Sandro ZELLER	CHE	Jo Zeller Racing	F3 Dallara F 312	DREXLER	1:42.436	11 11	+1.749	172.5
3	12 Thomas AREGGER	CHE	Franz Woss Racing	F3 Dallara F 309	DREXLER	1:42.914	7 9	+2.227	171.7
4	21 Brice MORABITO	LUX	Monolite Racing	F3 Dallara 312	DREXLER	1:43.191	8 12	+2.504	171.3
5	14 Andrea BENALLI	ITA		F3 Dallara F 308	F3-PRO	1:43.586	7 13	+2.899	170.6
6	6 Enrico MILANI	ITA		F3 Dallara F 308	F3-PRO/A	1:44.136	6 11	+3.449	169.7
7	7 Mario NERI	ITA		F3 Dallara F 308	OPEN	1:44.464	11 11	+3.777	169.2
8	15 Daniel TAPINOS	GRC	Franz Woss Racing	F3 Dallara F 308	DREXLER	1:45.825	9 12	+5.138	167.0
9	33 Alessandro ROSI	ITA	G. Piloti Forlivesi	F3 Dallara F 308	F3-PRO/A	1:46.557	7 12	+5.870	165.8
10	13 Sergio Antonio TERRINI	ITA	Twister Italia	F3 Dallara F 308	F3-PRO	1:46.962	8 10	+6.275	165.2
11	62 Matey KACOVSKY	CZE		F3 Dallara F 308	DREXLER	1:48.106	10 11	+7.419	163.5
12	55 Matteo Maria ROCCAPELLI	ITA		Tatuus FR 2.0	F. 2000	1:49.202	9 9	+8.515	161.8
13	22 Francesco SOLFAROLI	ITA		Tatuus FR 2.0	F. 2000	1:49.597	13 13	+8.910	161.2
14	8 Dino RASERO	ITA		F3 Dallara F 310	F3-PRO	1:49.729	3 4	+9.042	161.1
15	88 Davide DALLARA	ITA		Tatuus F4	CLASSE E	1:50.917	7 11	+10.230	159.3
16	144 Benjamin BERTA	HUN		Tatuus F4 T014	DREXLER	1:51.597	9 13	+10.910	158.4
17	18 Jean Luc NERI	FRA		Dallara F 308	F3 28MM	1:52.228	8 12	+11.541	157.5
18	1 Patrick SHOEBER	AUT		Tatuus F4 T014	DREXLER	1:52.637	8 12	+11.950	156.9
19	77 Alessandro FABBRI	ITA		Tatuus F4	CLASSE E	1:53.584	7 10	+12.897	155.6
20	28 Giorgio Matteo BERTO	ITA		F3 Dallara F 308	F3-AM	1:54.058	11 11	+13.371	154.9
21	10 Luca IANNACCONE	ITA	Franz Woss Racing	F3 Dallara F 308	DREXLER	1:58.394	11 11	+17.707	149.3
22	61 Ralph PUTZ	DEU	Franz Woss Racing	F3 Dallara F 305	DREXLER	1:58.423	6 7	+17.736	149.2
23	5 Marco MINELLI	ITA		F3 Dallara F 314	OPEN				
24	9 Giovanni GIORDANO	ITA	Scuderia Vesuvio	Dallara F 308	F3				
25	212 Paolo BRAJNIK	ITA		F3 Dallara 313	DREXLER				

Fastest Lap: Lap 8 | Bernardo PELLEGRINI | 1:40.687 | 175.5 Kph


CAR #14-21 - 55 SOME LAPTIMES DELETED DUE TO TRACK LIMIT

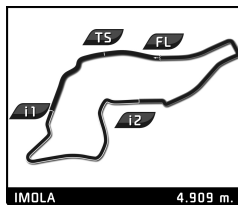
Published at:

Track Status: **DRY**

Race Director:
Massimiliano Ghinassi

Timekeeper:
Rapi Andrea





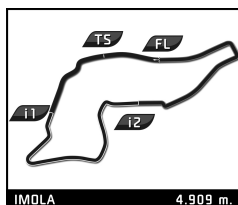
Top Jet F2000 Italian Trophy

ACI Racing Weekend 28-30 Agosto 2020 - Imola

Free Practice 2

Best Sector Times

Sector 1			Sector 2			Sector 3			Ideal Lap	Best Lap
Pos	No Driver	Time	No Driver	Time	No Driver	Time	Pos	No Driver		
1	51 B.PELLEGRIN	21.923	51 B.PELLEGRIN	32.205	51 B.PELLEGRIN	46.533	1	51 B.PELLEGRINI	1:40.661	1:40.687 (1)
2	14 A.BENALLI	22.372	21 B.MORABITO	32.623	44 S.ZELLER	47.215	2	44 S.ZELLER	1:42.379	1:42.436 (2)
3	44 S.ZELLER	22.490	44 S.ZELLER	32.674	12 T.AREGGER	47.437	3	12 T.AREGGER	1:42.895	1:42.914 (3)
4	21 B.MORABITO	22.534	12 T.AREGGER	32.795	21 B.MORABITO	47.863	4	21 B.MORABITO	1:43.020	1:43.191 (4)
5	7 M.NERI	22.566	14 A.BENALLI	33.046	14 A.BENALLI	47.919	5	14 A.BENALLI	1:43.337	1:43.586 (5)
6	12 T.AREGGER	22.663	6 E.MILANI	33.108	7 M.NERI	47.964	6	6 E.MILANI	1:44.085	1:44.136 (6)
7	6 E.MILANI	22.975	7 M.NERI	33.585	6 E.MILANI	48.002	7	7 M.NERI	1:44.115	1:44.464 (7)
8	15 D.TAPINOS	22.992	15 D.TAPINOS	33.800	15 D.TAPINOS	48.684	8	15 D.TAPINOS	1:45.476	1:45.825 (8)
9	33 A.ROSI	23.097	13 S.TERRINI	34.226	33 A.ROSI	48.849	9	33 A.ROSI	1:46.295	1:46.557 (9)
10	13 S.TERRINI	23.133	33 A.ROSI	34.349	13 S.TERRINI	49.297	10	13 S.TERRINI	1:46.656	1:46.962 (10)
11	8 D.RASERO	23.479	62 M.KACOVSKY	34.857	62 M.KACOVSKY	49.600	11	62 M.KACOVSKY	1:48.106	1:48.106 (11)
12	62 M.KACOVSKY	23.649	55 M.ROCCADELLI	34.973	55 M.ROCCADELLI	50.111	12	55 M.ROCCADELLI	1:48.834	1:49.202 (12)
13	55 M.ROCCADELLI	23.750	8 D.RASERO	35.160	22 F.SOLFAROLI	50.324	13	8 D.RASERO	1:49.069	1:49.729 (14)
14	22 F.SOLFAROLI	23.875	22 F.SOLFAROLI	35.284	8 D.RASERO	50.430	14	22 F.SOLFAROLI	1:49.483	1:49.597 (13)
15	28 G.BERTO	24.177	28 G.BERTO	35.345	88 D.DALLARA	51.015	15	88 D.DALLARA	1:50.757	1:50.917 (15)
16	144 B.BERTA	24.294	88 D.DALLARA	35.384	144 B.BERTA	51.215	16	28 G.BERTO	1:50.858	1:54.058 (20)
17	1 P.SHOEBER	24.319	18 J.NERI	36.048	28 G.BERTO	51.336	17	144 B.BERTA	1:51.597	1:51.597 (16)
18	88 D.DALLARA	24.358	144 B.BERTA	36.088	18 J.NERI	51.360	18	18 J.NERI	1:51.798	1:52.228 (17)
19	18 J.NERI	24.390	1 P.SHOEBER	36.290	77 A.FABBRI	51.683	19	1 P.SHOEBER	1:52.546	1:52.637 (18)
20	77 A.FABBRI	24.718	77 A.FABBRI	36.686	1 P.SHOEBER	51.937	20	77 A.FABBRI	1:53.087	1:53.584 (19)
21	61 R.PUTZ	25.416	10 L.IANNACCONE	38.132	61 R.PUTZ	53.662	21	61 R.PUTZ	1:57.394	1:58.423 (22)
22	10 L.IANNACCONE	25.830	61 R.PUTZ	38.316	10 L.IANNACCONE	54.308	22	10 L.IANNACCONE	1:58.270	1:58.394 (21)



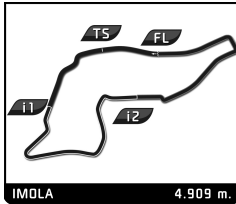
Top Jet F2000 Italian Trophy

ACI Racing Weekend 28-30 Agosto 2020 - Imola

Free Practice 2

Best Top Speed

No Driver	Team	Class	Top 1		Top 2		Top 3		Top 4		Top 5		Avg
			Kph	Lap	Kph	Lap	Kph	Lap	Kph	Lap	Kph	Lap	
7 Mario NERI		OPEN	242.2	11	238.4	6	237.8	9	237.3	5	236.8	7	238,5
14 Andrea BENALLI		F3-PRO	241.6	6	240.0	13	238.9	12	238.9	8	238.9	7	239,7
51 Bernardo PELLEGRINI	HT Powertrain	S. FORMULA	241.6	12	241.1	9	240.0	11	240.0	8	240.0	6	240,5
13 Sergio Antonio TERRINI	Twister Italia	F3-PRO	235.2	7	234.7	6	234.7	4	234.7	9	234.7	8	234,8
44 Sandro ZELLER	Jo Zeller Racing	DREXLER CI	234.7	6	231.6	8	231.1	7	231.1	4	231.1	5	231,9
33 Alessandro ROSI	G. Piloti Forlivesi	F3-PRO/AM	233.6	12	233.1	11	232.1	3	231.6	8	231.1	4	232,3
12 Thomas AREGGER	Franz Woss Racing	DREXLER CI	233.1	3	233.1	8	231.6	7	231.1	6	230.1	9	231,8
6 Enrico MILANI		F3-PRO/AM	231.6	2	231.1	11	230.6	5	230.1	3	229.1	6	230,5
15 Daniel TAPINOS	Franz Woss Racing	DREXLER CI	231.6	8	228.6	12	228.6	9	228.6	6	228.1	2	229,1
62 Matey KACOVSKY		DREXLER CI	231.1	3	230.6	4	229.6	7	229.1	5	228.6	10	229,8
22 Francesco SOLFAROLI		F. 2000	230.6	9	230.1	7	230.1	3	229.6	10	228.6	6	229,8
8 Dino RASERO		F3-PRO	230.1	2	229.6	4	228.6	3	150.3	1			209,7
18 Jean Luc NERI		F3 28MM	228.1	5	227.6	8	227.1	9	226.2	12	226.2	7	227,0
21 Brice MORABITO	Monolite Racing	DREXLER CI	227.6	12	227.6	9	227.1	7	227.1	3	227.1	2	227,3
1 Patrick SHOEBER		DREXLER CI	226.6	8	224.7	12	224.7	9	224.2	6	223.8	7	224,8
61 Ralph PUTZ	Franz Woss Racing	DREXLER CI	226.2	7	222.4	3	219.1	5	216.9	2	211.7	6	219,3
28 Giorgio Matteo BERTO		F3-AM	225.2	8	223.3	11	223.3	10	222.8	2	222.4	5	223,4
55 Matteo Maria ROCCADELLI		F. 2000	225.2	6	224.2	2	223.8	3	223.8	4	223.3	5	224,1
77 Alessandro FABBRI		CLASSE B	224.7	9	220.5	5	220.5	8	220.0	6	219.1	4	221,0
88 Davide DALLARA		CLASSE B	222.4	11	220.5	10	219.1	6	219.1	5	218.2	4	219,9
144 Benjamin BERTA		DREXLER CI	221.4	13	221.0	12	221.0	4	221.0	5	220.5	7	221,0
10 Luca IANNACCONE	Franz Woss Racing	DREXLER CI	216.0	8	214.3	11	214.3	6	212.1	7	211.7	4	213,7
5 Marco MINELLI		OPEN											
9 Giovanni GIORDANO	Scuderia Vesuvio	F3											
212 Paolo BRAJNIK		DREXLER CI											



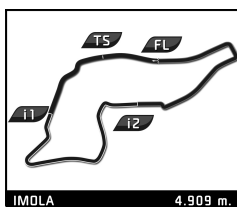
Top Jet F2000 Italian Trophy

ACI Racing Weekend 28-30 Agosto 2020 - Imola

Free Practice 2

Fastest Lap Sequence

Elapsed	No	Driver	Team	Car	Class	Time	Kph	Lap
4:22.662	144	Benjamin BERTA		Tatuus F4 T014	DREXLER	2:05.376	141.0	2
4:23.615	12	Thomas AREGGER	Franz Woss Racing	F3 Dallara F 309	DREXLER	1:45.400	167.7	2
4:27.641	51	Bernardo PELLEGRINI	HT Powertrain	F3 Dallara F 313	S. FORML	1:44.551	169.0	2
6:18.139	44	Sandro ZELLER	Jo Zeller Racing	F3 Dallara F 312	DREXLER	1:43.917	170.1	3
8:01.886	44	Sandro ZELLER	Jo Zeller Racing	F3 Dallara F 312	DREXLER	1:43.747	170.3	4
9:37.740	12	Thomas AREGGER	Franz Woss Racing	F3 Dallara F 309	DREXLER	1:43.094	171.4	5
11:55.828	51	Bernardo PELLEGRINI	HT Powertrain	F3 Dallara F 313	S. FORML	1:42.764	172.0	5
13:11.759	44	Sandro ZELLER	Jo Zeller Racing	F3 Dallara F 312	DREXLER	1:42.726	172.0	7
13:37.427	51	Bernardo PELLEGRINI	HT Powertrain	F3 Dallara F 313	S. FORML	1:41.599	173.9	6
15:18.557	51	Bernardo PELLEGRINI	HT Powertrain	F3 Dallara F 313	S. FORML	1:41.130	174.7	7
16:59.244	51	Bernardo PELLEGRINI	HT Powertrain	F3 Dallara F 313	S. FORML	1:40.687	175.5	8



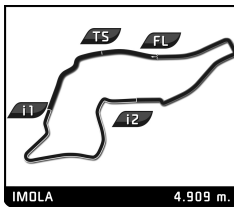
Top Jet F2000 Italian Trophy

ACI Racing Weekend 28-30 Agosto 2020 - Imola

Free Practice 2

Sector Analysis

— Invalidated Lap							■ Personal Best						■ Session Best						■ Crossing the finish line in the pit lane								
Lap	Time	Sector 1	Sector 2	Sector 3	T.Sp	Elapsed	Lap	Time	Sector 1	Sector 2	Sector 3	T.Sp	Elapsed	Lap	Time	Sector 1	Sector 2	Sector 3	T.Sp	Elapsed	Lap	Time	Sector 1	Sector 2	Sector 3	T.Sp	Elapsed
1 Patrick SHOEBER AUT							Tatuus F4 T014																				
1	3:24.092	1:44.021	43.676	56.395	135.7	3:24.092	5	2:01.186	26.215	38.694	56.277	211.7	12:25.205														
2	1:56.782	25.484	37.538	53.760	220.5	5:20.874	6	2:01.670	26.278	38.997	56.395	214.3	14:26.875														
3	1:55.820	24.927	37.253	53.640	222.8	7:16.694	7	2:00.976	26.076	39.494	55.406	212.1	16:27.851														
4	1:54.870	24.789	37.513	52.568	223.8	9:11.564	8	2:00.769	25.830	38.479	56.460	216.0	18:28.620														
5	1:54.213	24.698	37.078	52.437	223.8	11:05.777	9	3:17.954	36.982	1:02.869	1:38.103	138.9	21:46.574														
6	1:53.045	24.479	36.483	52.083	224.2	12:58.822	10	2:03.132	28.110	38.919	56.103	203.1	23:49.706														
7	1:52.768	24.456	36.290	52.022	223.8	14:51.590	11	1:58.394	25.954	38.132	54.308	214.3	25:48.100														
8	1:52.637	24.319	36.381	51.937	226.6	16:44.227																					
9	2:04.901	24.387	37.820	1:02.694	224.7	18:49.128																					
10	2:59.313	38.575	46.135	1:34.603	120.1	21:48.441																					
11	2:04.546	27.492	39.778	57.276	202.8	23:52.987																					
12	1:58.729	24.406	38.660	55.663	224.7	25:51.716																					
6 Enrico MILANI ITA							F3 Dallara F 308																				
1	2:57.242	1:25.484	39.372	52.386	143.6	2:57.242																					
2	1:46.708	23.606	34.445	48.657	231.6	4:43.950																					
3	1:45.975	23.251	34.159	48.565	230.1	6:29.925																					
4	1:44.823	23.100	33.328	48.395	229.1	8:14.748																					
5	1:46.993	23.010	35.415	48.568	230.6	10:01.741																					
6	1:44.136	23.026	33.108	48.002	229.1	11:45.877																					
7	3:53.864 B	23.196	33.143	2:57.525	228.6	15:39.741																					
8	2:14.272	45.284	37.995	50.993	146.4	17:54.013																					
9	2:11.779	23.206	39.708	1:08.865	227.1	20:05.792																					
10	2:12.888	34.652	45.748	52.488	140.2	22:18.680																					
11	1:46.663	22.975	33.707	49.981	231.1	24:05.343																					
7 Mario NERI ITA							F3 Dallara F 308																				
1	3:30.063	1:59.913	38.312	51.838	145.8	3:30.063																					
2	1:49.042	23.402	35.087	50.553	234.7	5:19.105																					
3	1:46.906	23.261	34.875	48.770	235.2	7:06.011																					
4	1:45.111	23.158	33.741	48.212	235.7	8:51.122																					
5	1:45.991	22.710	33.809	49.472	237.3	10:37.113																					
6	1:45.698	22.714	33.655	49.329	238.4	12:22.811																					
7	1:44.851	23.158	33.585	48.108	236.8	14:07.662																					
8	1:44.891	22.951	33.897	48.043	236.2	15:52.553																					
9	5:48.243 B	22.592	34.106	4:51.545	237.8	21:40.796																					
10	2:19.608	45.707	41.180	52.721	122.9	24:00.404																					
11	1:44.464	22.566	33.934	47.964	242.2	25:44.868																					
8 Dino RASERO ITA							F3 Dallara F 310																				
1	3:50.079	2:16.882	39.434	53.763	150.3	3:50.079																					
2	1:50.199	24.270	35.499	50.430	230.1	5:40.278																					
3	1:49.729	23.774	35.515	50.440	228.6	7:30.007																					
4	1:57.497	23.479	35.160	58.858	229.6	9:27.504																					
10 Luca IANNACCONE ITA							F3 Dallara F 308																				
1	4:15.582	2:31.793	45.866	57.923	123.1	4:15.582																					
2	2:02.426	26.786	39.376	56.264	210.0	6:18.008																					
3	2:02.686	26.666	40.182	55.838	203.1	8:20.694																					
4	2:03.325	27.909	39.286	56.130	211.7	10:24.019																					
							5 Thomas AREGGER CHE																				
							Franz Woss Racing						F3 Dallara F 309														
1	2:38.215	1:10.154	37.459	50.602	108.8	2:38.215																					
2	1:45.400	23.323	33.671	48.406	227.1	4:23.615																					
3	1:46.620	23.717	33.852	49.051	233.1	6:10.235																					
4	1:44.411	22.929	33.333	48.149	229.1	7:54.646																					
5	1:43.094	22.750	32.882	47.462	229.1	9:37.740																					
6	1:43.168	22.736	32.880	47.552	231.1	11:20.908																					
7	1:42.914	22.682	32.795	47.437	231.6	13:03.822																					
8	1:44.309	22.905	33.561	47.843	233.1	14:48.131																					
9	1:43.993	22.663	33.001	48.329	230.1	16:32.124																					
							13 Sergio Antonio TERRINI ITA																				
							Twister Italia						F3 Dallara F 308														
1	4:11.756	2:31.630	43.369	56.757	117.2	4:11.756																					
2	1:54.940	25.169	37.011	52.760	220.0	6:06.696																					
3	1:49.867	23.933	34.978	50.956	231.1	7:56.563																					
4	1:48.108	23.312	35.059	49.737	234.7	9:44.671																					
5	1:48.818	24.185	34.958	49.675	234.2	11:33.489																					
6	1:47.993	23.483	34.755	49.755	234.7	13:21.482																					
7	1:47.798	23.731	34.622	49.445	235.2	15:09.280																					
8	1:46.962	23.439	34.226	49.297	234.7	16:56.242																					
9	3:26.623 B	23.466	34.877	2:28.280	234.7	20:22.865																					
10	2:21.429	52.814	37.074	51.541	93.2	22:44.294																					
							14 Andrea BENALLI ITA																				
							F3 Dallara F 308																				
1	3:09.167	1:33.538	40.722	54.907	151.0	3:09.167																					
2	1:47.990	23.592	35.094	49.304	237.3	4:57.157																					
3	1:47.153	22.970	35.015	49.168	238.4	6:44.310																					
4	1:44.682	22.867	33.664	48.151	237.3	8:28.992																					
5	1:45.577	23.166	34.448	47.963	238.9	10:14.569																					
6	1:44.305	22.549	33.779	47.977	241.6	11:58.874																					
7	1:43.586	22.621	33.046	47.919	238.9	13:42.460																					
8	1:47.352	22.372	34.312	50.668	238.9	15:29.812																					
9	1:51.149	22.526	35.119	53.504	238.4	17:20.961																					
10	2:05.582	22.554	33.386	1:09.642	237.8	19:26.543																					
11	2:40.634	49.721	1:00.271	50.642	97.5	22:07.177																					
12	1:49.540	22.776	38.325	48.439	238.9	23:56.717																					
13	1:44.986	22.378	34.281	48.327	240.0	25:41.703																					
							15 Daniel TAPINOS GRC																				
							Franz Woss Racing						F3 Dallara F 308														
1	2:43.344	1:12.134	38.809	52.401	128.9	2:43.344																					
2	1:50.921	24.825	35.992	50.104	228.1	4:34.265																					
3	1:48.928	24.139	35.344	49.445	221.9	6:23.193																					
4	1:47.793	23.353	34.622	49.818	227.6	8:10.986																					
5	1:52.560	26.224	36.736	49.600	227.1	10:03.546																					
6	1:47.513	23.366	34.810	49.337	228.6	11:51.059																					



Top Jet F2000 Italian Trophy

ACI Racing Weekend 28-30 Agosto 2020 - Imola

Free Practice 2

Sector Analysis

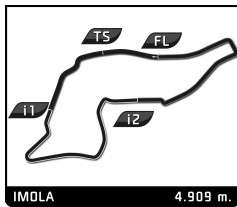
— Invalidated Lap

■ Personal Best

■ Session Best

■ Crossing the finish line in the pit lane

Lap	Time	Sector 1	Sector 2	Sector 3	T.Spd	Elapsed	Lap	Time	Sector 1	Sector 2	Sector 3	T.Spd	Elapsed
7	1:46.471	23.093	34.126	49.252	227.6	13:37.530	3	1:54.715	25.002	36.264	53.449	221.0	7:23.795
8	1:45.934	23.450	33.800	48.684	231.6	15:23.464	4	1:56.619	24.460	36.243	55.916	219.1	9:20.414
9	1:45.825	23.091	33.931	48.803	228.6	17:09.289	5	3:06.210 B	24.492	36.478	2:05.240	222.4	12:26.624
10	4:16.862 B	22.992	33.893	3:19.977	228.1	21:26.151	6	2:08.116	38.404	36.363	53.349	155.9	14:34.740
11	2:04.775	39.569	35.116	50.090	164.9	23:30.926	7	1:58.626	26.426	39.207	52.993	215.1	16:33.366
12	1:49.263	23.379	33.995	51.889	228.6	25:20.189	8	1:52.503	24.177	35.345	52.981	225.2	18:25.869
18 Jean Luc NERI FRA							Dallara F 308						
1	3:19.479	1:44.551	40.764	54.164	142.8	3:19.479	9	3:14.092	28.746	1:12.225	1:33.121	150.3	21:39.961
2	1:55.789	25.472	37.498	52.819	224.7	5:15.268	10	1:58.290	24.804	36.069	57.417	223.3	23:38.251
3	1:56.424	25.257	37.621	53.546	223.8	7:11.692	11	1:54.058	24.769	37.953	51.336	223.3	25:32.309
4	1:54.838	25.179	38.273	51.386	225.7	9:06.530	33 Alessandro ROSI ITA						
5	1:54.817	24.390	37.508	52.919	228.1	11:01.347	G. Piloti Forlivesi F3 Dallara F 308						
6	1:54.928	24.740	36.967	53.221	226.2	12:56.275	1	3:52.779	2:17.705	41.267	53.807	153.2	3:52.779
7	1:54.358	24.785	36.840	52.733	226.2	14:50.633	2	1:54.422	25.638	36.947	51.837	223.3	5:47.201
8	1:52.228	24.438	36.160	51.630	227.6	16:42.861	3	1:49.499	24.106	35.004	50.389	232.1	7:36.700
9	1:52.634	24.682	36.048	51.904	227.1	18:35.495	4	3:13.662 B	23.532	34.835	2:15.295	231.1	10:50.362
10	3:12.100	32.132	1:01.883	1:38.085	152.9	21:47.595	5	2:03.244	37.734	35.604	49.906	171.5	12:53.606
11	1:59.305	27.473	39.153	52.679	215.1	23:46.900	6	1:47.199	23.611	34.542	49.046	229.6	14:40.805
12	1:52.355	24.742	36.253	51.360	226.2	25:39.255	7	1:46.557	23.333	34.349	48.875	229.6	16:27.362
21 Brice MORABITO LUX							8	1:48.228	23.097	35.638	49.493	231.6	18:15.590
Monolite Racing F3 Dallara 312							9	2:53.509	23.242	54.942	1:35.325	231.1	21:09.099
1	3:10.011	1:39.894	37.375	52.742	144.6	3:10.011	10	1:50.285	26.355	34.781	49.149	206.7	22:59.384
2	1:48.416	23.698	34.667	50.051	227.1	4:58.427	11	1:47.154	23.481	34.372	49.301	233.1	24:46.538
3	1:48.616	23.422	34.583	50.611	227.1	6:47.043	12	1:48.049	24.223	34.977	48.849	233.6	26:34.587
4	1:45.797	23.171	33.678	48.948	225.7	8:32.840	44 Sandro ZELLER CHE						
5	1:47.918	23.231	34.957	49.730	225.7	10:20.758	Jo Zeller Racing F3 Dallara F 312						
6	1:44.683	22.986	33.151	48.546	226.2	12:05.441	1	2:45.704	1:18.908	36.273	50.523	164.3	2:45.704
7	1:44.195	22.793	33.063	48.339	227.1	13:49.636	2	1:48.518	23.465	35.288	49.765	230.6	4:34.222
8	1:43.191	22.658	32.670	47.863	225.7	15:32.827	3	1:43.917	22.924	33.113	47.880	228.6	6:18.139
9	1:43.858	22.550	32.623	48.685	227.6	17:16.685	4	1:43.747	22.725	33.207	47.815	231.1	8:01.886
10	1:49.301	22.534	32.900	53.867	226.2	19:05.986	5	1:43.310	22.771	33.117	47.422	231.1	9:45.196
11	2:44.958	28.322	41.217	1:35.419	175.5	21:50.944	6	1:43.837	23.430	33.043	47.364	234.7	11:29.033
12	1:49.290	24.449	35.953	48.888	227.6	23:40.234	7	1:42.726	22.490	32.948	47.288	231.1	13:11.759
22 Francesco SOLFAROLI ITA							8	4:44.057 B	22.500	32.898	3:48.659	231.6	17:55.816
Tatuus FR 2.0							9	3:38.935	44.535	1:24.754	1:29.646	167.7	21:34.751
1	3:03.615	1:27.727	40.543	55.345	151.9	3:03.615	10	1:43.600	22.799	33.144	47.657	228.6	23:18.351
2	1:57.299	25.048	37.099	55.152	227.1	5:00.914	11	1:42.436	22.547	32.674	47.215	230.6	25:00.787
3	1:52.717	24.142	36.029	52.546	230.1	6:53.631	51 Bernardo PELLEGRINI ITA						
4	1:51.478	24.161	35.853	51.464	227.6	8:45.109	HT Powertrain F3 Dallara F 313						
5	1:51.693	24.221	36.418	51.054	228.1	10:36.802	1	2:43.090	1:13.922	37.337	51.831	167.2	2:43.090
6	1:54.527	24.336	35.839	54.352	228.6	12:31.329	2	1:44.551	22.855	33.645	48.051	237.8	4:27.641
7	1:52.015	23.976	35.864	52.175	230.1	14:23.344	3	3:42.167 B	22.498	33.323	2:46.346	238.9	8:09.808
8	1:50.827	24.338	35.573	50.916	227.6	16:14.171	4	2:03.256	41.876	33.688	47.692	162.1	10:13.064
9	1:49.756	23.875	35.284	50.597	230.6	18:03.927	5	1:42.764	22.322	32.813	47.629	239.5	11:55.828
10	2:16.837	23.922	46.615	1:06.300	229.6	20:20.764	6	1:41.599	22.174	32.602	46.823	240.0	13:37.427
11	2:10.546	38.507	39.786	52.253	104.8	22:31.310	7	1:41.130	22.068	32.311	46.751	239.5	15:18.557
12	1:51.073	24.079	35.749	51.245	228.1	24:22.383	8	1:40.687	21.949	32.205	46.533	240.0	16:59.244
13	1:49.597	23.899	35.374	50.324	228.1	26:11.980	9	2:55.551 B	22.011	32.814	2:00.726	241.1	19:54.795
28 Giorgio Matteo BERTO ITA							10	2:21.959	53.336	40.490	48.133	100.2	22:16.754
F3 Dallara F 308							11	1:42.605	22.042	33.393	47.170	240.0	23:59.359
1	3:32.752	1:56.863	40.840	55.049	155.2	3:32.752	12	1:42.619	21.923	32.984	47.712	241.6	25:41.978
2	1:56.328	25.228	37.585	53.515	222.8	5:29.080	55 Matteo Maria ROCCADELLI ITA						
Tatuus FR 2.0							Tatuus FR 2.0						
1	3:35.054	2:07.406	36.479	51.169	148.9	3:35.054							



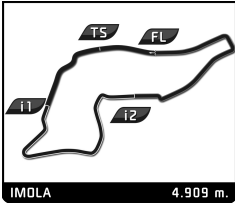
Top Jet F2000 Italian Trophy

ACI Racing Weekend 28-30 Agosto 2020 - Imola

Free Practice 2

Sector Analysis

— Invalidated Lap							■ Personal Best							■ Session Best							B Crossing the finish line in the pit lane								
Lap	Time	Sector 1	Sector 2	Sector 3	T.Spd	Elapsed	Lap	Time	Sector 1	Sector 2	Sector 3	T.Spd	Elapsed	Lap	Time	Sector 1	Sector 2	Sector 3	T.Spd	Elapsed	Lap	Time	Sector 1	Sector 2	Sector 3	T.Spd	Elapsed		
61 Ralph PUTZ DEU																													
Franz Woss Racing F3 Dallara F 305																													
2	1:49.448	23.969	35.368	50.111	224.2	5:24.502	10	1:51.858	24.955	35.495	51.408	220.5	23:38.870	11	1:52.766	24.460	36.889	51.417	222.4	25:31.636									
3	1:50.222	24.043	35.081	51.098	223.8	7:14.724																							
4	1:49.747	23.807	35.548	50.392	223.8	9:04.471																							
5	1:57.637	23.766	34.981	58.890	223.3	11:02.108																							
6	2:00.676	24.869	42.709	53.098	225.2	13:02.784																							
7	4:43.654 B	23.750	38.844	3:41.060	222.8	17:46.438																							
8	3:50.705	1:00.875	1:18.561	1:31.269	157.5	21:37.143																							
9	1:49.202	23.901	34.973	50.328	221.0	23:26.345																							
144 Benjamin BERTA HUN																													
Tatuus F4 T014																													
1	2:17.286	36.664	43.705	56.917	150.8	2:17.286																							
2	2:05.376	25.007	37.222	1:03.147	216.9	4:22.662																							
3	1:55.353	24.752	37.208	53.393	217.8	6:18.015																							
4	1:53.298	24.570	36.345	52.383	221.0	8:11.313																							
5	1:55.556	25.194	37.042	53.320	221.0	10:06.869																							
6	1:54.957	24.591	36.930	53.436	220.5	12:01.826																							
7	1:52.504	24.539	36.415	51.550	220.5	13:54.330																							
8	1:52.129	24.484	36.235	51.410	220.0	15:46.459																							
9	1:51.597	24.294	36.088	51.215	220.0	17:38.056																							
10	2:11.323	24.344	38.152	1:08.827	220.0	19:49.379																							
11	2:23.958	38.447	52.177	53.334	127.5	22:13.337																							
12	1:55.030	24.638	38.121	52.271	221.0	24:08.367																							
13	1:53.261	25.100	36.492	51.669	221.4	26:01.628																							
62 Matey KACOVSKY CZE																													
F3 Dallara F 308																													
1	5:02.979 B																									5:02.979			
2	2:14.890	47.968	36.012	50.910	145.0	7:17.869																							
3	1:50.412	23.877	35.840	50.695	231.1	9:08.281																							
4	1:49.643	23.686	35.561	50.396	230.6	10:57.924																							
5	3:13.297 B	23.710	34.983	2:14.604	229.1	14:11.221																							
6	2:12.637	43.527	38.104	51.006	134.8	16:23.858																							
7	1:49.573	23.857	35.638	50.078	229.6	18:13.431																							
8	2:45.939	23.675	51.971	1:30.293	227.6	20:59.370																							
9	1:58.709	33.463	35.176	50.070	173.2	22:58.079																							
10	1:48.106	23.649	34.857	49.600	228.6	24:46.185																							
11	1:50.051	24.859	35.313	49.879	228.1	26:36.236																							
77 Alessandro FABRI ITA																													
Tatuus F4																													
1	2:09.321 B																									2:09.321			
2	2:43.978	1:07.340	42.423	54.215	118.8	4:53.299																							
3	1:56.319	25.709	37.161	53.449	217.3	6:49.618																							
4	1:53.926	24.849	37.215	51.862	219.1	8:43.544																							
5	1:56.819	24.718	37.927	54.174	220.5	10:40.363																							
6	1:54.090	24.921	36.907	52.262	220.0	12:34.453																							
7	1:53.584	24.806	36.686	52.092	219.1	14:28.037																							
8	1:54.146	25.291	37.172	51.683	220.5	16:22.183																							
9	7:12.411	25.567	38.670	6:08.174	224.7	23:34.594																							
10	2:00.981	28.963	39.798	52.220	197.5	25:35.575																							
88 Davide DALLARA ITA																													
Tatuus F4																													
1	2:07.907 B																									2:07.907			
2	2:44.090	1:08.001	42.605	53.484	94.1	4:51.997																							
3	1:52.561	24.767	36.145	51.649	217.3	6:44.558																							
4	1:53.352	24.476	36.042	52.834	218.2	8:37.910																							
5	1:51.679	24.681	35.658	51.340	219.1	10:29.589																							
6	1:53.653	24.412	35.691	53.550	219.1	12:23.242																							
7	1:50.917	24.518	35.384	51.015	217.8	14:14.159																							
8	4:03.138 B	24.358	36.595	3:02.185	218.2	18:17.297																							
9	3:29.715	55.538	57.787	1:36.390	105.0	21:47.012																							

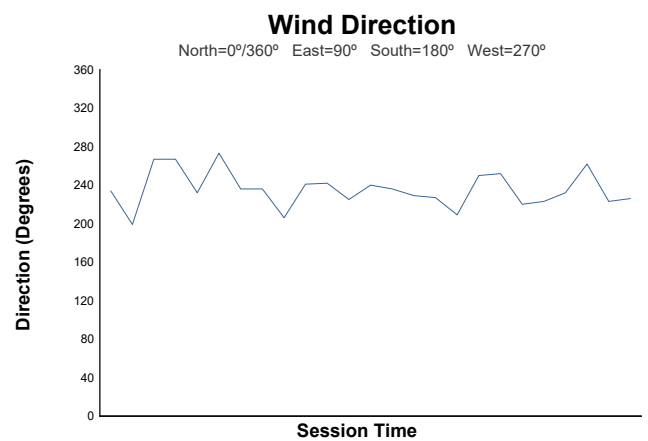
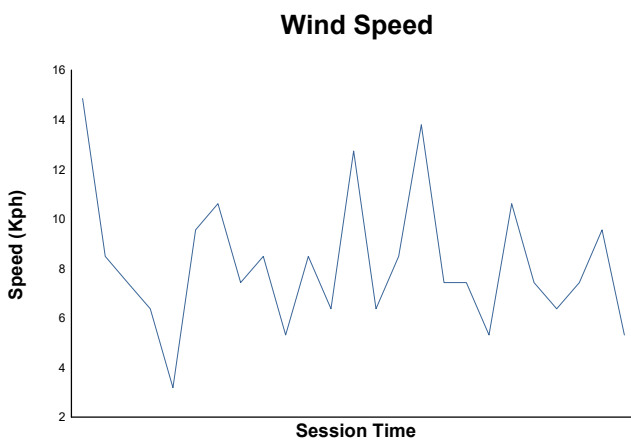
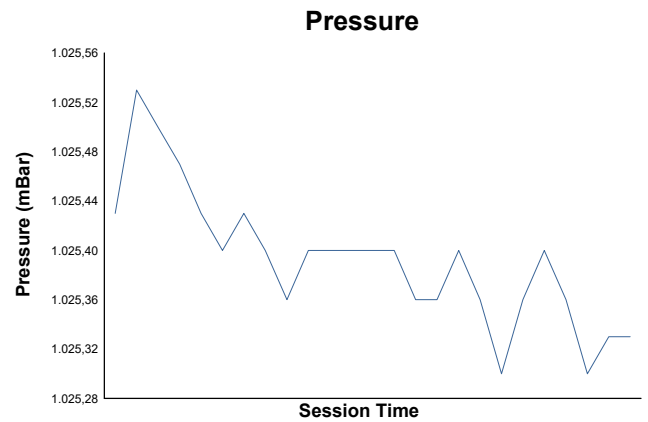
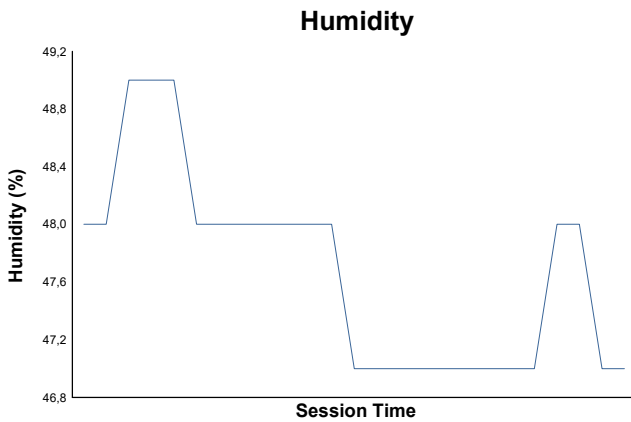
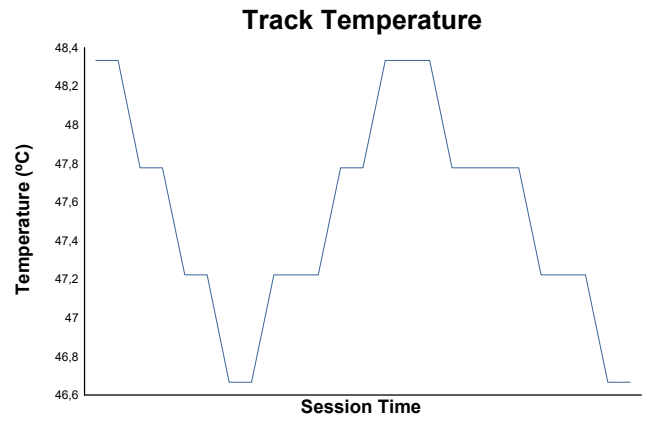
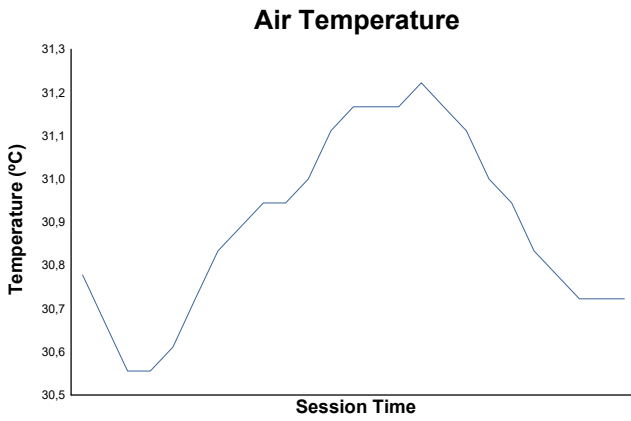


ACI Racing Weekend 28-30 Agosto 2020 - Imola

Top Jet F2000 Italian Trophy

Free Practice 2

Weather Report



Track Status: **DRY**